



**Rome,**  
**November 30,**  
**December 1, 2 and 3,**  
**2023**

*Rome Cavalieri, A Waldorf Astoria  
Hotel Congress Center*

[www.floretina.com](http://www.floretina.com)

# FLORetina 2023

under the patronage of



**IC:OOR 2023**  
11° International Congress on OCT  
and OCT angiography in Rome

# Program

**Rome,**  
November 30,  
December 1, 2 and 3,  
2023

Rome Cavalieri, A Waldorf Astoria  
Hotel Congress Center

**FLO**Retina **2023**  
under the patronage of  
Gemelli  
ICOR  
11<sup>th</sup> International Congress on OCT  
and OCT angiography in Rome

## FACULTY

ACCORINTI MASSIMO **ITALY**  
AGARWAL ANIRUDDHA **UAE**  
ALMEIDA DAVID **USA**  
AL SABTI KHALID **KUWAIT**  
AMORE FILIPPO **ITALY**  
ANGI MARTINA **ITALY**  
ARRIGO ALESSANDRO **ITALY**  
AUDO ISABELLE **FRANCE**  
AUGUSTIN ALBERT **GERMANY**  
AVCI REMZI **TURKEY**  
AVITABILE TERESIO **ITALY**  
AWH CARL **USA**  
BACHERINI DANIELA **ITALY**  
BALDASCINO ANTONIO **ITALY**  
BALI ERNESTO **BELGIUM**  
BANDELLO FRANCESCO **ITALY**  
BARAK ADIEL **ISRAEL**  
BARAK YOREH **ISRAEL**  
BARCA FRANCESCO **ITALY**  
BAUMAL CAROLINE **USA**  
BEHAR COHEN FRANCINE **FRANCE**  
BELLUCCI ROBERTO **ITALY**  
BERLIN ANDREAS **GERMANY**  
BERROCAL AUDINA M. **USA**  
BIAGINI ILARIA **ITALY**  
BLASI MARIA ANTONIETTA **ITALY**  
BLENGIO CARLA **ITALY**  
BONFIGLIO VINCENZA **ITALY**  
BORRELLI ENRICO **ITALY**  
BOSCIA FRANCESCO **ITALY**  
BOTTONI FERDINANDO **ITALY**  
BOUSQUET ELODIE **USA**  
BREAZZANO MARK **USA**  
BRESSLER SUSAN **USA**  
BRUCKER ALEXANDER J. **USA**  
BUZZONETTI LUCA **ITALY**  
CALCAGNI ANTONIO **UNITED KINGDOM**  
CALOSSI ANTONIO **ITALY**  
CAPONE ANTONIO **USA**  
CAPOROSSI TOMASO **ITALY**  
CAPUANO VITTORIO **FRANCE**  
CAPUTO GEORGES **FRANCE**  
CAPUTO ROBERTO **ITALY**  
CARETTI LUIGI **ITALY**  
CASTRO FARIAS DANIELA **FRANCE**  
CENNAMO GILDA **ITALY**  
CHAKRAVARTHY USHA **UNITED KINGDOM**  
CHEUNG GEMMY **SINGAPORE**  
CHHABLANI JAY **USA**  
CHOW DAVID **CANADA**  
CIARDELLA ANTONIO **ITALY**  
CICINELLI MARIA VITTORIA **ITALY**  
CIMINO LUCA **ITALY**  
CLAES CARL **BELGIUM**  
COASSIN MARCO **ITALY**  
COHEN YVES SALOMON **FRANCE**  
COLOMBO LEONARDO **ITALY**  
COPPOLA MICHELE **ITALY**  
CORRADETTI GIULIA **USA**  
CORVI FEDERICO **ITALY**  
COUTURIER AUDE **FRANCE**  
COZZI MARIANO **ITALY**  
CRAWFORD COURTNEY **USA**  
CRINCOLI EMANUELE **ITALY**  
CURCIO CHRISTINE A. **USA**  
DAMATO BERTIL **UNITED KINGDOM**  
D'AMICO DONALD J. **USA**  
DE BOER CHARLES **USA**  
DE CILLA' STEFANO **ITALY**  
DE MOLFETTA VITO **ITALY**  
DE ROSSI FRANCESCA **ITALY**  
DE SMET MARC **SWITZERLAND**  
DELL'OMO ROBERTO **ITALY**  
DELLA CORTE MICHELE **ITALY**  
DEMIREL SIBEL **TURKEY**  
DEVIN FRANCOIS **FRANCE**  
DI MARCO STEFANO **ITALY**  
DI NICOLA MAURA **USA**  
DI SIMPLICIO SANDRO **UNITED KINGDOM**  
DINAH CHRISTIANA **UNITED KINGDOM**  
DO DIANA V. **USA**  
DOLZ-MARCO ROSA **SPAIN**  
EANDI CHIARA **ITALY**  
ECKARDT CLAUS **GERMANY**  
EISENBARTH WERNER **GERMANY**  
EL MAFTOUHI ADIL **FRANCE**  
EL RAYES EHAB **EGYPT**  
ERGINAY ALI **FRANCE**  
FAYYAD FAISAL **JORDAN**  
FALSINI BENEDETTO **ITALY**

**Rome,**  
November 30,  
December 1, 2 and 3,  
2023

Rome Cavalieri, A Waldorf Astoria  
Hotel Congress Center

**FLO**Retina**2023**  
under the patronage of  
Gemelli  
ICOR  
11<sup>th</sup> International Congress on OCT  
and OCT angiography in Rome

## FACULTY

FARALDI FRANCESCO **ITALY**  
FAWZI AMANI **USA**  
FERRARA MARIANTONIA **ITALY**  
FERRARA VINCENZO **ITALY**  
FERRO DESIDERI LORENZO **SWITZERLAND**  
FERRONE PHILIP **USA**  
FIGUEROA MARTA **SPAIN**  
FIGUS MICHELE **ITALY**  
FIORE TITO **ITALY**  
FIORMONTE FABIO **ITALY**  
FISCHER DOMINIK **GERMANY**  
FLITCROFT IAN **IRELAND**  
FORLINI MATTEO **ITALY**  
FRAGIOTTA SERENA **ITALY**  
FRANCONE ANIBAL **ARGENTINA**  
FREUND K. BAILEY **USA**  
FRIBERG THOMAS **USA**  
FRISINA RINO **ITALY**  
FRIZZIERO LUISA **ITALY**  
FUJIMOTO JAMES **USA**  
GALE RICHARD **UNITED KINGDOM**  
GAMBINI GLORIA **ITALY**  
GARCÍA-ARUMÍ JOSÉ **SPAIN**  
GAUDRIC ALAIN **FRANCE**  
GIANNOPOULOS THEODOROS **GREECE**  
GIANSANTI FABRIZIO **ITALY**  
GIRAY ERSÖZ **TURKEY**  
GISBERT RICHARD **GERMANY**  
GOLDSTEIN MICHAELLA **ISRAEL**  
GOTZARIDIS STRATOS **GREECE**  
GOVETTO ANDREA **ITALY**  
GRASSI MARIA OLIVA **ITALY**  
GUALINO VINCENT **FRANCE**  
GUARNACCIA GIUSEPPE **SWITZERLAND**  
GUIGOU SEBASTIEN **FRANCE**  
HADZIAHMETOVIC MAJDA **USA**  
HAI LU **CHINA**  
HALEEMA SIDDIQUI **USA**  
HANHART JOEL **ISRAEL**  
HASSAN TAREK **USA**  
HEIMANN HEINRICH **UNITED KINGDOM**  
HO ALLEN **USA**  
HOANG MAI LE **FRANCE**  
HOLZ FRANK **GERMANY**  
HORMEL TRISTAN **USA**  
HUANG SUBER **USA**  
IANNETTI LUDOVICO **ITALY**  
INTERLANDI EMANUELA **ITALY**  
INTROINI UGO **ITALY**  
INVERNIZZI ALESSANDRO **ITALY**  
IOVINO CLAUDIO **ITALY**  
JAMPOL LEE MERRILL **USA**  
NADAL JERONI **SPAIN**  
JALIL ASSAD **UNITED KINGDOM**  
JIA YALI **USA**  
JONAS JOST **GERMANY**  
JOUSSEN ANTONIA **GERMANY**  
KADONOSONO KAZUAKI **JAPAN**  
KASHANI AMIR H. **USA**  
KEEGAN DAVID **IRELAND**  
KITCHENS JOHN **USA**  
KOROBELNIK JEAN-FRANÇOIS **FRANCE**  
KUMM JOCHEN **USA**  
KUPPERMANN BARUCH **USA**  
LANZETTA PAOLO **ITALY**  
LATTANZIO ROSANGELA **ITALY**  
LAUER ANDREAS **USA**  
LAVIA CARLO **ITALY**  
LE MER YANNICK **FRANCE**  
LENG THEODORE **USA**  
LEO SEO WEI **SINGAPORE**  
LEPORE DOMENICO **ITALY**  
LEROY BART **BELGIUM**  
LESONI GUIDO **ITALY**  
LOEWENSTEIN ANAT **ISRAEL**  
LO GIUDICE GIUSEPPE **ITALY**  
LORENZI UMBERTO **FRANCE**  
LUPIDI MARCO **ITALY**  
MACLAREN ROBERT **UNITED KINGDOM**  
MAHMOUD TAMER **USA**  
MAIA ANDRE **BRAZIL**  
MALTSEV DMITRII **RUSSIA**  
MARINO ANTONIO **ITALY**  
MARIOTTI CESARE **ITALY**  
MASTROPASQUA LEONARDO **ITALY**  
MASTROPASQUA RODOLFO **ITALY**  
MATONTI FREDERIC **FRANCE**  
MATSUMIYA WATARU **JAPAN**  
MAVI YILDIZ AYSEGUL **TURKEY**  
MAZZINI CINZIA **ITALY**  
MENCUCCI RITA **ITALY**  
MIDENA EDOARDO **ITALY**

**Rome,**  
November 30,  
December 1, 2 and 3,  
2023


Rome Cavalieri, A Waldorf Astoria  
Hotel Congress Center

**FLO** Retina **2023**  
under the patronage of  
Gemelli  
ICOR  
11<sup>th</sup> International Congress on OCT  
and OCT angiography in Rome

## FACULTY

MIDENA GIULIA **ITALY**  
MINNELLA ANGELO MARIA **ITALY**  
MISEROCCHI ELISABETTA **ITALY**  
MISHEV LUKAN **BULGARIA**  
MOLIN CAROLINA **ITALY**  
MOLLE ANDREA **ITALY**  
MOLLE FERNANDO **ITALY**  
MONES JORDI **SPAIN**  
MORA PAOLO **ITALY**  
MORALES CANTÓN VIRGILIO **MEXICO**  
MORSELLI SIMONETTA **ITALY**  
MOSHFEGHI ANDREW **USA**  
MOSHFEGHI DARIUS M. **USA**  
MUNK MARION **SWITZERLAND**  
MURA MARCO **ITALY**  
NAGIEL AARON **USA**  
NASSISI MARCO **ITALY**  
NAVARRA PIERLUIGI **ITALY**  
NGUYEN QUAN DONG **USA**  
NICOLETTI MANLIO **ITALY**  
NICOLÓ MASSIMO **ITALY**  
NIKOLAKOPOULOS ATHANASIOS **GREECE**  
NUCCI PAOLO **ITALY**  
NUDLEMAN ERIC **USA**  
OR CHRISTOPHER **USA**  
OSHIMA YUSUKE **JAPAN**  
OZDEK SENGUL **TURKEY**  
PADUA LUCA **ITALY**  
PAGLIARA MONICA MARIA **ITALY**  
PANOZZO GIACOMO **ITALY**  
PAPATHOMAS THOMAS **GREECE**  
PARMEGGIANI FRANCESCO **ITALY**  
PAROLI MARIA PIA **ITALY**  
PAROLINI BARBARA **ITALY**  
PARRAVANO MARIACRISTINA **ITALY**  
PATELLI FABIO **ITALY**  
PAULEIKHOFF DANIEL **GERMANY**  
PECE ALFREDO **ITALY**  
PEIRETTI ENRICO **ITALY**  
PELLEGRINI MARCO **ITALY**  
PERTILE GRAZIA **ITALY**  
PETO TUNDE **UNITED KINGDOM**  
PETROU PETROS **GREECE**  
PETROVSKI GORAN **NORWAY**  
PIERRO LUISA **ITALY**  
PIGNATTO SILVIA **ITALY**  
PILERI MARCO ANDREA **ITALY**  
PILOTTO ELISABETTA **ITALY**  
PIRCHER MICHAEL **AUSTRIA**  
PLEYER UWE **GERMANY**  
POLLING JAN ROELOF **THE NETHERLANDS**  
PRIGIONE GUIDO **ITALY**  
PRIGLINGER SIEGFRIED **GERMANY**  
QUERQUES GIUSEPPE **ITALY**  
RACHITSKAYA ALEKSANDRA **USA**  
RADICE PAOLO **ITALY**  
RAMTOHUL PRITHVI **FRANCE**  
RAPIZZI EMILIO **ITALY**  
REGILLO CARL D. **USA**  
REIBALDI MICHELE **ITALY**  
REITER GREGOR **AUSTRIA**  
RESNIKOFF SERGE **AUSTRALIA**  
REZAEI KOUROUS **USA**  
REZENDE FLAVIO **CANADA**  
RICCI FEDERICO **ITALY**  
RIEMANN CHRISTOPHER D. **USA**  
RISPOLI MARCO **ITALY**  
RIZZO STANISLAO **ITALY**  
ROMANO MARIO **ITALY**  
ROSENFELD PHILIP J. **USA**  
ROSSI SCIPIONE **ITALY**  
ROSSI TOMMASO **ITALY**  
RUIZ MORENO JOSÉ MARIA **SPAIN**  
SABROSA NELSON **BRAZIL**  
SACCONI RICCARDO **ITALY**  
SADDA SRINIVAS **USA**  
SAMMARCO MARIA GRAZIA **ITALY**  
SARAO VALENTINA **ITALY**  
SARRAF DAVID **USA**  
SAVASTANO ALFONSO **ITALY**  
SAVASTANO MARIA CRISTINA **ITALY**  
SCHMIDT-ERFURTH URSULA **AUSTRIA**  
SCHWARTZ ROY **UNITED KINGDOM**  
SCHWARTZ STEVEN D. **USA**  
SCORCIA VINCENZO **ITALY**  
SCUPOLA ANDREA **ITALY**  
SEPAH YASIR J. **USA**  
SHAH GAURAV K. **USA**  
SIKORSKI BARTOSZ **UNITED KINGDOM**  
SILVESTRI VALERIA **ITALY**  
SIMONELLI FRANCESCA **ITALY**  
SISK ROBERT A. **USA**





**Rome,**  
November 30,  
December 1, 2 and 3,  
2023

Rome Cavalieri, A Waldorf Astoria  
Hotel Congress Center

**FLO**Retina **2023**  
under the patronage of  
Gemelli  
ICOR  
11<sup>th</sup> International Congress on OCT  
and OCT angiography in Rome

## FACULTY

SODI ANDREA **ITALY**  
SOLER VINCENT **FRANCE**  
SOUIED ERIC **FRANCE**  
STAHL ANDREAS **GERMANY**  
STALMANS PETER **BELGIUM**  
STANGA PAULO **UNITED KINGDOM**  
STAURENGHI GIOVANNI **ITALY**  
STEWART MICHAEL **USA**  
SZURMAN PETER **GERMANY**  
TADAYONI RAMIN **FRANCE**  
TAMBURRELLI CIRO **ITALY**  
TARKOW-REINISCH LILI **UNITED KINGDOM**  
TESTA FRANCESCO **ITALY**  
TINELLI FRANCESCA **ITALY**  
TING DANIEL **SINGAPORE**  
TOGNETTO DANIELE **ITALY**  
TORO MARIO **ITALY**  
TORRESIN TOMMASO **ITALY**  
TOSI GIAN MARCO **ITALY**  
TOTH CYNTHIA **USA**  
TOTO LISA **ITALY**  
TRIVITZKI OMER **ISRAEL**  
TUFAIL ADNAN **UNITED KINGDOM**  
TURCO SIMONA **ITALY**  
UDAONDO PATRICIA **SPAIN**  
VADALA' MARIA **ITALY**  
VAIANO AGOSTINO **ITALY**  
VAJZOVIC LEJLA **USA**  
VARANO MONICA **ITALY**  
VENTRE LUCA **ITALY**  
VERITTI DANIELE **ITALY**  
VIOLA FRANCESCO **ITALY**  
VIRGILI GIANNI **ITALY**  
VOICHANSKI SHILO **ISRAEL**  
VUJOSEVIC STELA **ITALY**  
WAHEED NADIA **USA**  
WANG RUIKANG **USA**  
WHITBY ARIADNE **UNITED KINGDOM**  
WILLIAMS BASIL K. **USA**  
WILLIAMSON TOM **UNITED KINGDOM**  
WYLEGALA ADAM **POLAND**  
YANNUZZI LAWRENCE **USA**  
ZHANG YUHUA **USA**  
ZUR DINAH **ISRAEL**  
ZWEIFEL SANDRINE **SWITZERLAND**

**Rome,**  
November 30,  
December 1, 2 and 3,  
2023

Rome Cavalieri, A Waldorf Astoria  
Hotel Congress Center

**THURSDAY 30 NOVEMBER**

| CAVALIERI 2   | CAVALIERI 1   | BELLE ARTI                    | ELLISSE | CARAVAGGIO | LEONARDO | BERNINI | RAFFAELLO | MICHELANGELO 1 | MICHELANGELO 2 |
|---------------|---|-------------------------------|---------|------------|----------|---------|-----------|----------------|----------------|
| 15:00 - 16:00 | MASTERCLASS OCT-OCTA: BASIC PRINCIPLES  |                               |         |            |          |         |           |                |                |
| 16:00 - 17:00 | CLINICAL SPECTRUM OF ANTEROGRADE AND RETROGRADE ASHH<br>Organizer: SARRAF DAVID |                               |         |            |          |         |           |                |                |
| 17:00 - 18:35 | FLORETINA X - CASES CONFERENCE  | 16:00 - 18:30<br>LIVE SURGERY |         |            |          |         |           |                |                |

**FRIDAY 1 DECEMBER**

| CAVALIERI 2    | CAVALIERI 1   | BELLE ARTI  | ELLISSE  | CARAVAGGIO  | LEONARDO  | BERNINI  | RAFFAELLO  | MICHELANGELO 1   | MICHELANGELO 2                         |
|----------------|---|---|--|---|---|--|--|--|--|
| MEDICAL RETINA | SURGICAL RETINA   | FOCUS ON PREVENTION AND TREATMENT OF PEDIATRIC RETINAL PATHOLOGIES (part II)                                | CONTINUING RETINAL EDUCATION   | INSTRUCTIONAL COURSES   | FREE PAPERS   |  |  |  |  |
| 08:30 - 09:45  | DIABETIC RETINOPATHY IMAGING  | 08:30 - 09:15<br>A GLOBAL FIGHT AGAINST RETINAL VISION LOSS AND BLINDNESS                                   | 08:15 - 09:45<br>INSTRUCTIONAL COURSE: RESIDENT'S COURSE (SOU COURSE)  | 08:30 - 09:25<br>LVEITIC MACULAR EDEMA: ADVANCES IN DIAGNOSIS AND MANAGEMENT<br>Organizers: NGUYEN QUAN DONG, ACCORINTI MASSIMO                             | 08:30 - 10:00<br>FREE PAPERS - AMD 1                  | 09:00 - 10:00<br>ORTHOPTIST AND OPHTHALMOLOGIST working together in vitreoretinal diseases: from the imaging to the treatment            |  |  |  |
| 09:45 - 10:30  | BREAKFAST SYMPOSIUM (ZEISS) - Optimizing diagnostic and surgical management in diabetic retinopathy | 09:15 - 10:15<br>MYOPIA: EPIDEMIOLOGY, PATHOGENESIS, GENETICS   | 09:45 - 10:30<br>INSTRUCTIONAL COURSE: MENTORSHIP: HOW TO SUCCEED AN INTERVIEW - WHAT IS A GREAT FELLOW<br>Organizers: SOUJED ERIC, CHAKRAVARTHY USHA                  | 09:25 - 10:30<br>NEW FRONTIERS IN THE MANAGEMENT OF NON-INFECTIOUS LVEITIS<br>Organizers: NGUYEN QUAN DONG, ACCORINTI MASSIMO                               |   |  |  |  |  |
| 10:30 - 11:30  | DIABETIC RETINOPATHY TREATMENT  | 10:15 - 11:45<br>STRATEGIES OF MYOPIA CONTROL   | 10:30 - 11:15<br>INSTRUCTIONAL COURSE: BE AN EXPERT ON FA AND ICG<br>Organizers: SOUJED ERIC, STAUERNGHI GIOVANNI  | 10:30 - 11:00<br>MEET THE EXHIBITORS AT THE EXPO AREA   | 10:00 - 11:30<br>FREE PAPERS - AMD 2                  |  |  | 08:30 - 13:00<br>WET LAB ALCON                                 |  |
| 11:30 - 12:45  | DIABETIC MACULAR EDEMA  | 11:45 - 12:45<br>PATHOLOGIC MYOPIA  | 11:15 - 12:30<br>OCT ANGIOGRAPHY COURSE  | 11:00 - 12:45<br>GA: RISK OF PROGRESSION AND PATIENT SELECTION  | 11:30 - 12:45<br>FREE PAPERS - INFLAMMATION           | 10:30 - 13:15<br>PERIPHERAL RETINAL ANALYSIS: MULTIMODAL IMAGING AND PRACTICAL COURSE<br>Ophthalmologist - Orthoptist - Residents COURSE | 10:30 - 13:15<br>PERIPHERAL RETINAL ANALYSIS: MULTIMODAL IMAGING AND PRACTICAL COURSE<br>Ophthalmologist - Orthoptist - Residents COURSE |  | 11:00 - 17:00<br>WET LAB BAUSCH & LOMB |
| 12:45 - 13:30  | LUNCH SYMPOSIUM (ROCHE) - Discover CHANGE with Ang-2  | 12:30 - 13:30<br>HOW DO I DO IT<br>Organizer: EL RAYES EHAB   | 12:30 - 13:30<br>INSTRUCTIONAL COURSE: HIGH QUALITY AND FAST WORK-FLOW IN THE MANAGEMENT OF MACULAR DISEASE USING AUTOMATED TOOLS<br>Organizer: SCHMIDT-ERFURTH URSULA | 12:45 - 13:45<br>INSTRUCTIONAL COURSE: IMPACT OF DIGITAL INNOVATIONS ON RETINAL CARE BEYOND TECHNICAL ASPECTS<br>Organizers: LOEWENSTEIN ANAT, HANHART JOEL |   |  |  |  |  |
| 13:30 - 14:32  | CHOROIOD  | 13:30 - 14:30<br>LUNCH SYMPOSIUM (ABBVIE) - Management of DME and RVO: bridging the real-world efficacy gap | 13:45 - 14:30<br>LUNCH SYMPOSIUM (HEIDELBERG) - Precision in Medicine: Impact of resolution and eye tracking   | 13:45 - 14:30<br>LUNCH SYMPOSIUM (REGENXBIO)  | 13:45 - 14:30<br>MEET THE EXHIBITORS AT THE EXPO AREA |  |  | 14:00 - 16:00<br>SURGICAL ADVANCED COURSE<br>Chair: CHOW DAVID |  |

| CAVALIERI 2    | CAVALIERI 1   | BELLE ARTI   | ELLISSE  | CARAVAGGIO   | LEONARDO  | BERNINI  | RAFFAELLO | MICHELANGELO 1   | MICHELANGELO 2                         |
|----------------|---|--|--|--|---|--|-----------|--|--|
| MEDICAL RETINA | SURGICAL RETINA   | SURGICAL RETINA  | FOCUS ON PREVENTION AND TREATMENT OF PEDIATRIC RETINAL PATHOLOGIES (part II)                                 | INSTRUCTIONAL COURSES  | FREE PAPERS   |  |           |  |  |
| 14:32 - 15:20  | VISIONS OF FUTURE BY INDUSTRY SENIOR EXECUTIVES   | 14:30 - 15:45<br>MACULAR HOLE  | 14:30 - 15:30<br>PEDIATRIC RETINA  | 14:30 - 15:30<br>INSTRUCTIONAL COURSE: NEW CONCEPTS AND RESULTING TREATMENT STRATEGIES IN AMD<br>Organizer: PAULEIKHOFF DANIEL | 14:30 - 15:30<br>FREE PAPERS - OCULOMICS  |  |           | 14:00 - 16:00<br>SURGICAL ADVANCED COURSE<br>Chair: CHOW DAVID | 11:00 - 17:00<br>WET LAB BAUSCH & LOMB |
| 15:20 - 15:56  | TECHNOLOGICAL AND DRUG DEVELOPMENTS BY CLINICIANS AND RESEARCHERS                                 | 15:45 - 16:45<br>RETINAL DETACHMENT: SURGERY TECH  | 15:30 - 16:30<br>PEDIATRIC RETINA CASE CONFERENCE  | 15:30 - 16:30<br>INSTRUCTIONAL COURSE: HI-RESOLUTION OCT: PEARLS AND PITFALLS<br>Organizer: SADDI SRINIVAS                     | 15:30 - 16:30<br>FURTHER PROGRESS ON SUPRACHOROIDDAL DELIVERY FOR OCULAR THERAPEUTICS: CORTICOSTEROID AND BEYOND<br>Organizer: NGUYEN QUAN DONG   |  |           |  |  |
| 15:56 - 16:50  | INHERITED RETINAL DISEASES: PATHOLOGY   | 16:00 - 17:00<br>EPIRETINAL MACULAR MEMBRANES - under the patronage of GIVRE   | 16:30 - 17:15<br>AFTERNOON SYMPOSIUM (THEA) - THE APPROPRIATE USE OF ANTI-INFECTIVES IN THE SURGICAL PATIENT | 16:30 - 17:15<br>AFTERNOON SYMPOSIUM (ASTELLAS) - All Eyes on Geographic Atrophy   | 16:30 - 17:30<br>FREE PAPERS - MYOPIA + IOL   | 14:30 - 18:45<br>IMAGING LAB Coordinator: MIDENA EDUARDO |           |  |  |
| 16:50 - 17:35  | AFTERNOON SYMPOSIUM (ANSEN) - Inherited Retinal Diseases - Focus on X-linked Retinitis Pigmentosa | 16:45 - 17:30<br>AFTERNOON SYMPOSIUM (ZEISS) - How digital workflow can enhance patient care up to surgical outcomes | 17:00 - 18:30<br>RETINAL DETACHMENT: RESULTS AND FUNCTION - under the patronage of SISO                      | 17:15 - 18:15<br>ROP COURSE: from the RCT to the real world<br>Organizer: LEPORE DOMENICO                                      | 17:15 - 18:15<br>SYMPOSIUM BY NATIONAL LOW VISION REHABILITATION CENTRE, WHO Collaborating Centre - "Title: Vision Rehabilitation - New Frontiers"<br>Organizers: AMORE FILIPPO, TURCO SIMONA |  |           |  |  |
| 17:35 - 18:35  | INHERITED RETINAL DISEASES: THERAPY   |  |  |  | 17:30 - 18:30<br>FREE PAPERS - VIDEO 1  |  |           |  |  |



**Rome,**  
November 30,  
December 1, 2 and 3,  
2023

Rome Cavalieri, A Waldorf Astoria  
Hotel Congress Center

## THURSDAY 30 NOVEMBER

### CAVALIERI 2 ROOM

#### 15.00-16.00 MASTERCLASS OCT-OCTA: BASIC PRINCIPLES

**CHAIRS: BACHERINI DANIELA, FUJIMOTO JAMES, SAVASTANO MARIA CRISTINA**

##### STRUCTURAL OCT:

15:00 **FUJIMOTO JAMES** Invention, Evolution and Advances in OCT Technology

15:10 **BORRELLI ENRICO** How to interpret OCT findings: which we cannot miss

15:18 **SACCONI RICCARDO** How to create an analytical OCT report

##### OCT ANGIOGRAPHY:

15:26 **BAUMAL CAROLINE** Principles, technique and different devices

15:34 **LUPIDI MARCO** How to perform a good acquisition and segmentation

15:42 **WAHEED NADIA** A practical guide to OCTA interpretation

15:50 Discussion

#### 16.00-17.00 CLINICAL SPECTRUM OF ANTEROGRADE AND RETROGRADE ASHH

**ORGANIZER: SARRAF DAVID**

**CHAIRS: IOVINO CLAUDIO, SARRAF DAVID**

16:00 **IOVINO CLAUDIO** Trauma and Contusion

16:08 **FREUND K. BAILEY** Laser Induced Maculopathy

16:16 **SARRAF DAVID** APMPPE and Placoid Disorders

16:24 **RAMTOHUL PRITHVI** AMN and New Associations of ASHH

16:32 **CURCIO CHRISTINE A.** The Henle fiber layer in histology

16:40 Discussion

#### 17.00-18.35 FLORETINA X - CASES CONFERENCE

**CHAIRS: BRUCKER ALEXANDER J., FREUND K. BAILEY, LOEWENSTEIN ANAT,**

**RIZZO STANISLAO, ZWEIFEL SANDRINE**

FLORetina X Cases

17:00 **BRUCKER ALEXANDER J.** Undiagnosed White Dots

17:02 Discussion

17:04 **ECKARDT CLAUS** Unexpected outcome of a floater vitrectomy

17:06 Discussion

17:08 **CHHABLANI JAY** MYSTERY CASE

17:10 Discussion

17:12 **CHOW DAVID** MYSTERY CASE

17:14 Discussion

17:16 **CLAES CARL** Posterior segment complications of Permanent kerathoprosthesis

17:18 Discussion

17:20 **CURCIO CHRISTINE A.** Lipoprotein precursors to drusen, revealed by volume electron microscopy of human Bruch's membrane

17:22 Discussion

17:24 **DAMATO BERTIL** Choroidal nevus or melanoma

17:26 Discussion

17:28 **EL RAYES EHAB** MYSTERY CASE

17:30 Discussion

17:32 **ERGINAY ALI** MYSTERY CASE

17:34 Discussion

17:36 **FREUND K. BAILEY** MYSTERY CASE

17:38 Discussion



**Rome,**  
November 30,  
December 1, 2 and 3,  
2023

Rome Cavalieri, A Waldorf Astoria  
Hotel Congress Center

**FLO Retina** 2023  
under the patronage of  
Gemelli  
ICOR 2023  
11<sup>th</sup> International Congress on OCT  
and OCT angiography in Rome

## THURSDAY 30 NOVEMBER

### CAVALIERI 2 ROOM

|       |   |
|-------|---|
| 17:40 | <b>GARCÍA-ARUMÍ JOSÉ</b> Pseudomelanoma ?   |
| 17:42 | Discussion  |
| 17:44 | <b>JOUSSEN ANTONIA</b> Dark lesions   |
| 17:46 | Discussion  |
| 17:48 | <b>KADONOSONO KAZUAKI</b> Masquerade syndrome   |
| 17:50 | Discussion  |
| 17:52 | <b>SAVASTANO MARIA CRISTINA</b> Cystoid Macular Edema: what else?   |
| 17:54 | Discussion  |
| 17:56 | <b>MUNK MARION</b> Vitreous floaters  |
| 17:58 | Discussion  |
| 18:00 | <b>OSHIMA YUSUKE</b> A longstanding myopic macular hole retinal detachment complicated with PVR, dense cataract after radial keratotomy   |
| 18:02 | Discussion  |
| 18:04 | <b>ZWEIFEL SANDRINE</b> MYSTERY CASE  |
| 18:06 | Discussion  |
| 18:08 | <b>FIGUEROA MARTA</b> How could we accelerate the surgical closure of internal and external lamellar macular holes in a patient with MTM? |
| 18:10 | Discussion  |
| 18:12 | <b>TADAYONI RAMIN</b> MYSTERY CASE  |
| 18:14 | Discussion  |
| 18:16 | <b>RUIZ MORENO JOSÉ MARIA</b> Retinal phototoxicity after macular hole surgery in a patient under paclitaxel                              |
| 18:18 | Discussion  |
| 18:20 | <b>LOEWENSTEIN ANAT</b> Too many hemorrhages  |
| 18:22 | Discussion  |
| 18:24 | <b>SARRAF DAVID</b> Don't Forget to Look at the NIR   |
| 18:26 | Discussion  |
| 18:28 | <b>SHAH GAURAV K.</b> MYSTERY CASE  |
| 18:30 | Discussion  |

### CAVALIERI 1 ROOM

**16.00-18.30**

#### **LIVE SURGERY**

**MODERATORS FROM AUDITORIUM:**

**D'AMICO DONALD J., RACHITSKAYA ALEKSANDRA, VAJZOVIC LEJLA**

#### **SURGEONS:**

**MEXICO (MEXICO CITY): MORALES CANTÓN VIRGILIO, REZENDE FLAVIO**

**BRAZIL (SAN PAOLO): MAIA ANDRÉ, SABROSA NELSON**

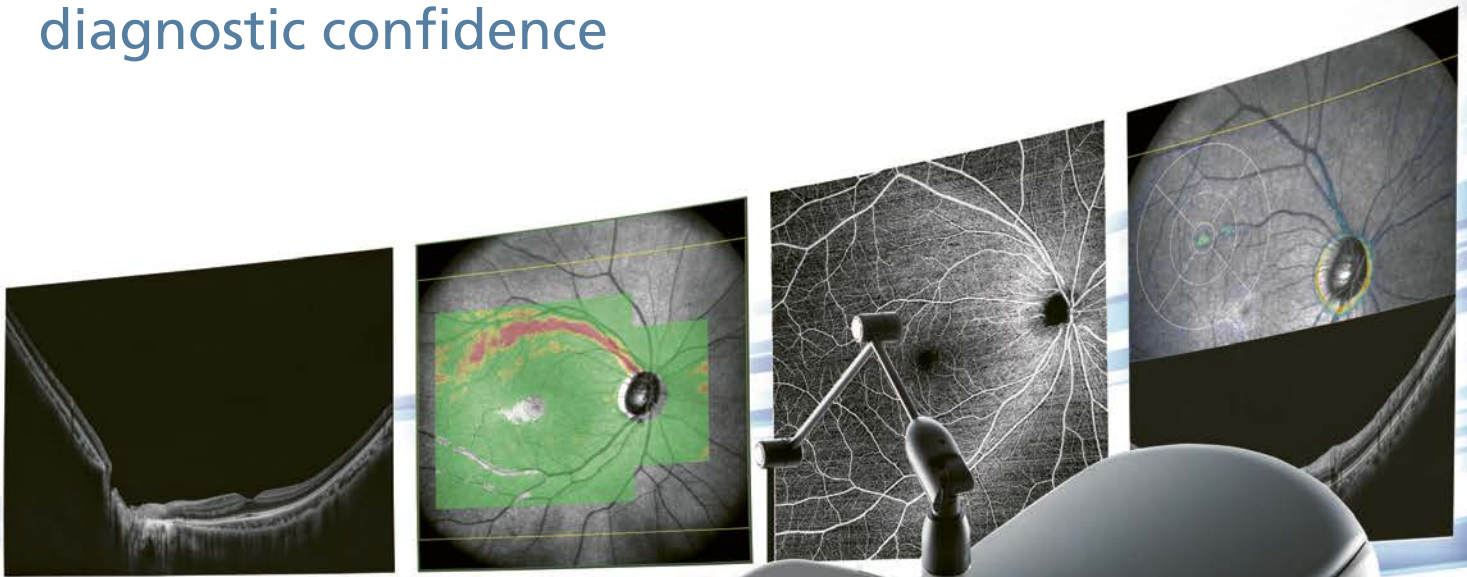
**USA (CINCINNATI): RIEMANN CHRISTOPHER D., SISK ROBERT A**

# RS-1

Glauvas

Coming  
Soon

Faster workflow without compromising  
diagnostic confidence



- 250,000 A-scans/s  
high-speed imaging
- Effortless operation
- Wide, deep, high-resolution  
imaging
- Advanced analytics

**Rome,**  
November 30,  
December 1, 2 and 3,  
2023

Rome Cavalieri, A Waldorf Astoria  
Hotel Congress Center

**FLO**Retina **2023**  
under the patronage of  
Gemelli  
ICOR  
11<sup>th</sup> International Congress on OCT  
and OCT angiography in Rome

## FRIDAY 1 DECEMBER

### CAVALIERI 2 ROOM

#### 08.30-09.45 **DIABETIC RETINOPATHY IMAGING**

**CHAIRS: CURCIO CHRISTINE A., MIDENA EDOARDO, TADAYONI RAMIN**

- 8:30 **KEEGAN DAVID** Outcomes from Evolving Variable Interval Screening in National Diabetic Retinal Screening Programme
- 8:36 **HADZIAHMETOVIC MAJDA** Telescreening for Diabetic Retinopathy: Is it Financially Viable?
- 8:42 **PETROVSKI GORAN** Personalized diabetic retinopathy screening and monitoring using risk-stratification and automated AI-based fundus image analysis
- 8:48 **JIA YALI** Interpretable deep learning-based diagnosis of diabetic retinopathy using OCTA
- 8:54 **VUJOSEVIC STELA** Macular functional impairment and disorganisation of the inner retinal layers in Diabetic Retinopathy
- 9:00 **GIRAY ERSÖZ** Relevance of Henle Fiber Layer Alterations in Diabetic Eyes
- 9:06 **WAHEED NADIA** OCT and OCTA based biomarkers of diabetic retinopathy
- 9:12 **TADAYONI RAMIN** Annual rate of capillary loss on macular OCTA: an interesting measurement for diabetic retinopathy
- 9:18 **TOTO LISA** Widefield OCTA in diabetic retinopathy
- 9:24 **COUURIER AUDE** One-year change of non-perfusion index in non proliferative diabetic retinopathy
- 9:30 **FAWZI AMANI** How does ultra-widefield imaging impact clinical grading of DR: A real world study
- 9:36 Discussion

#### 09.45-10.30 **BREAKFAST SYMPOSIUM (ZEISS)**

**OPTIMIZING DIAGNOSTIC AND SURGICAL MANAGEMENT IN DIABETIC RETINOPATHY**  
**MODERATOR: TADAYONI RAMIN**



- 9:45 **TADAYONI RAMIN** Opening
- 9:47 **VUJOSEVIC STELA** OCT and OCTA biomarkers you don't want to miss in diabetic retinopathy
- 9:57 **PARRAVANO MARIACRISTINA** Looking beyond the posterior pole: The importance of wide-field imaging in diabetic retinopathy
- 10:07 **COUURIER AUDE** Optimizing surgical outcomes in the management of diabetic retinopathy using diagnostic imaging and advanced surgical visualization
- 10:17 **ALL** Panel Discussion
- 10:27 **TADAYONI RAMIN** Concluding remarks

#### 10.30-11.30 **DIABETIC RETINOPATHY TREATMENT**

**CHAIRS: BANDELLO FRANCESCO, DO DIANA V., KEEGAN DAVID**

- 10:30 **PARRAVANO MARIACRISTINA** Microvascular changes evaluation following anti-VEGF therapy in diabetic retinopathy
- 10:36 **RACHITSKAYA ALEKSANDRA** Diabetic Retinopathy and GLP-1 Receptor Agonist
- 10:42 **VAJZOVIC LEJLA** Suprachoroidal Delivery of ABBV-RGX-314 Gene Therapy for Diabetic Retinopathy (DR) without Center-Involved Diabetic Macular Edema (CI-DME): The Phase II ALTITUDE Study
- 10:48 **KUPPERMANN BARUCH** Neuroprotection and Neuroenhancement for the Treatment of Retinal Diseases
- 10:54 **PILERI MARCO ANDREA** Tips and tricks in diabetic proliferative retinopathy
- 11:00 **FAYYAD FAISAL** Rebleeds and Redetachments in Diabetic Vitrectomy
- 11:06 **JAMPOL LEE MERRILL** The DRRCR Retina Network: What is new in diabetic retinopathy
- 11:12 **BRESSLER SUSAN** Why is continued vision loss still a problem in some patients with diabetic retinopathy despite treatment?
- 11:18 Panel discussion: preproliferative diabetic retinopathy: systemic factors or treatment modalities are the main issue for the final visual outcome

**Rome,**  
November 30,  
December 1, 2 and 3,  
2023

Rome Cavalieri, A Waldorf Astoria  
Hotel Congress Center

**FLORetina** 2023  
under the patronage of  
Gemelli  
ICOR 2023  
11<sup>th</sup> International Congress on OCT  
and OCT angiography in Rome

**FRIDAY 1 DECEMBER**

**CAVALIERI 2 ROOM**

**11.30-12.45** **DIABETIC MACULAR EDEMA**

**CHAIRS: BRESSLER SUSAN, KUPPERMANN BARUCH, MIDENA EDOARDO**

- 11:30 **MIDENA EDOARDO** Diabetic macular edema: the precision medicine approach  
11:36 **NGUYEN QUAN DONG** Pharmacotherapy in Development for Diabetic Macular Edema  
11:42 **AUGUSTIN ALBERT** Micropulse Laser plus intravitreal dexamethasone for DME  
11:48 **ERGINAY ALI** Photocoagulation laser in addition to conventional anti VEGF therapy  
in macular edema associated with Telcaps due to diabetic macular edema  
11:54 **PETO TUNDE** Real World Evidence of 5-year outcomes in those diagnosed with Diabetic  
Macular Oedema: the power of a large cohort  
12:00 **UDAONDO PATRICIA** Biomarkers of vascular stability and inflammation demonstrate benefit  
of dual Ang-2/VEGF-A inhibition with faricimab in phase 3 trials  
12:06 **FERRONE PHILIP** New Findings of Faricimab for DME  
12:12 **DO DIANA V.** Update on Aflibercept 8 mg for Diabetic Macular Edema: the PHOTON study  
12:18 **LATTANZIO ROSANGELA** Dexamethasone implant, 15 years from first approval: present  
and future in Ophthalmology  
12:24 **MINNELLA ANGELO MARIA** Intravitreal Fluocinolone Acetonide for Diabetic Macular Edema:  
Long-Term Effect and Structure/Function Correlation  
12:30 **PANOZZO GIACOMO** Influence of vitreoretinal relationship on intravitreal therapy  
for Diabetic Macular Edema  
12:36 Discussion

**12.45-13.30** **LUNCH SYMPOSIUM (ROCHE):  
DISCOVER CHANGE WITH ANG-2**

**CHAIRS: LANZETTA PAOLO, SADDA SRINIVAS**

- 12:45 **LANZETTA PAOLO** Welcome and opening remarks  
12:50 **LUPIDI MARCO** Time for chANGe: Targeting Ang-2  
13:00 **SADDA SRINIVAS** Shifting goals through vascular stability  
13:10 **DINAH CHRISTIANA** Real-world data for dual-pathway inhibition  
13:20 **ALL** Panel discussion: How is dual inhibition chANGing clinical practice?



**13.30-14.32** **CHOROID**

**CHAIRS: BEHAR COHEN FRANCINE, CHHABLANI JAY, YANNUZZI LAWRENCE**

- 13:30 **YANNUZZI LAWRENCE** Lecture on: Treatment of Chronic Central Serous Chorioretinopathy (cCSC)  
13:45 **BEHAR COHEN FRANCINE** Choroidal neuropathy in CSCR  
13:51 **SARAO VALENTINA** Prevalence and characteristics of abnormal choroidal neovascular  
networks in central serous chorioretinopathy  
13:57 **LUPIDI MARCO** Polypoidal Choroidal Vasculopathy: the predictive role of retino-choroidal  
tomographic biomarkers  
14:03 **CHHABLANI JAY** Randomized clinical trials in CSCR - limitations and future directions  
14:09 **PECE ALFREDO** The photodynamic therapy in CSC  
14:15 **EANDI CHIARA** Long term follow-up of photodynamic therapy treatment  
for central serous chorioretinopathy  
14:21 **BOSCIA FRANCESCO** Long term continuous eplerenone treatment for chronic  
central serous chorioretinopathy  
14:27 Discussion



**Rome,**  
November 30,  
December 1, 2 and 3,  
2023

Rome Cavalieri, A Waldorf Astoria  
Hotel Congress Center

**FLORetina** 2023  
under the patronage of  
Gemelli  
UNIVERSITÀ  
LA SAPIENZA  
ROMA  
**ICOR**  
11<sup>th</sup> International Congress on OCT  
and OCT angiography in Rome

## FRIDAY 1 DECEMBER

### CAVALIERI 2 ROOM

#### **14.32-15.20 VISIONS OF FUTURE BY INDUSTRY SENIOR EXECUTIVES** **CHAIRS: AWH CARL, BRUCKER ALEXANDER J., RIZZO STANISLAO**

- 14:32 **MAGAZZENI STEPHANIE ZEISS** - Retina Workflow – Imaging and AI from office to OR  
14:38 **BENCHEIKH ADEL CANON** - Meaningful Innovations by Canon Medical  
14:44 **CAMARUDIN ROZINA ALCON** - Complete Connected Care with State of the Art technologies  
14:50 **ORR KELLY BAUSCH&LOMB** - 170 Years of an Innovation Mindset  
14:56 **MODY CHRISTOPHER HEIDELBERG** - Meeting the challenges of the new therapeutic landscape for AMD  
15:02 **CHALECKI ARKADIUSZ OPTOPOL** - REVO OCT Series – Update on the most versatile All in One OCTs  
15:08 **MATTESSICH ANTONY OCULAR THERAPEUTICS** - Envisioning a New Era of Ophthalmology Driven by Innovative Drug Delivery  
15:14 **LEONI SEBA ALCON** - Innovative Virtual Reality solutions for Surgeon Training & Education

#### **15.20-15.56 TECHNOLOGICAL AND DRUG DEVELOPMENTS BY CLINICIANS AND RESEARCHERS** **CHAIRS: AWH CARL, BRUCKER ALEXANDER J., RIZZO STANISLAO**

- 15:20 **BOSCIA FRANCESCO, GRASSI MARIA OLIVA** Liposomal ozonated oil associated with PI 5% ensures a further reduction in the microbial load compared to PI 5% alone before IVT: The "OPERA study"  
15:26 **VENTRE LUCA** Vitreous Bioavailability and Anti-inflammatory Action of Associated Active Principles administered per os: The multicentric "VIBIA study"  
15:32 **NIOLETTI MANLIO, MOLLE ANDREA** ChatOCT – AI and digitalization  
15:38 **BOSCIA FRANCESCO** A new concept: Diabetic Retinopathy as Neurovascular disease?  
15:44 **BANDELLO FRANCESCO** New frontiers for treatment of patients with early stage Diabetic Retinopathy: clinical evidences with eye drops  
15:50 **MOSHFEGHI ANDREW** Innovation in Tyrosine Kinase Inhibition for Retinal Vascular Diseases

#### **15.56-16.50 INHERITED RETINAL DISEASES: PATHOLOGY** **CHAIRS: LEROY BART, SIMONELLI FRANCESCA, WAHEED NADIA**

- 15:56 **NAVARRA PIERLUIGI, FALSINI BENEDETTO** Human NGF, but not its painless derivative, markedly potentiates oxidative damage in human pigmented epithelial cells in vitro  
16:02 **BANDELLO FRANCESCO** CNVs in Retinal Dystrophies  
16:08 **CIARDELLA ANTONIO** PRPH2 related disease: the masquerade in inherited retinal dystrophy  
16:14 **LEROY BART** Bestrophinopathies: Clinical Spectrum  
16:20 **NASSISI MARCO** Ophthalmic characteristics in a cohort of patients with Williams-Beuren syndrome  
16:26 **SIMONELLI FRANCESCA** Retinitis Pigmentosa due to mutations in RPGR gene: clinical findings, and implications for gene therapy  
16:32 **TESTA FRANCESCO** Inherited retinal dystrophies due to mutations in RPE65 gene: a multicenter natural history study in Italy  
16:38 **HUANG SUBER** Adverse Events in Gene Therapy 2023  
16:44 **KEEGAN DAVID** Development of an efficient pathway for diagnosis of early onset Inherited Retinal Degeneration

#### **16.50-17.35 AFTERNOON SYMPOSIUM (JANSSEN)** **INHERITED RETINAL DISEASES – FOCUS ON X-LINKED RETINITIS PIGMENTOSA** **CHAIRS: RIZZO STANISLAO, SIMONELLI FRANCESCA**

- 16:50 **RIZZO STANISLAO, SIMONELLI FRANCESCA** Introduction  
16:53 **PARMEGGIANI FRANCESCO** XLRP – Disease and epidemiology  
17:03 **TESTA FRANCESCO** Patient pathway - Current scenario, natural disease history and unmet needs of RPGR XLRP patients  
17:13 **COLOMBO LEONARDO** The journey to precision medicine in IRDs  
17:23 **ALL** Group Discussion

**Janssen**  
PHARMACEUTICAL COMPANIES  
of Johnson & Johnson

**Rome,**  
November 30,  
December 1, 2 and 3,  
2023

Rome Cavalieri, A Waldorf Astoria  
Hotel Congress Center

**FLO**Retina **2023**  
under the patronage of  
Gemelli  
11<sup>th</sup> International Congress on OCT  
and OCT angiography in Rome

## FRIDAY 1 DECEMBER

### CAVALIERI 2 ROOM

#### 17.35-18.35 INHERITED RETINAL DISEASES: THERAPY

**CHAIRS: FISCHER DOMINIK, MACLAREN ROBERT, PRIGLINGER SIEGFRIED**

- 17:35 **FISCHER DOMINIK** Gene Therapy in Real World Practice: Challenges and Outcomes in 200 Voretigene Neparvovec Patients
- 17:41 **NGUYEN QUAN DONG** Tnlarebant (LBS-008) in Adolescent Subjects with Stargardt Disease: The Story Continues
- 17:47 **MACLAREN ROBERT** Gene therapy for X-linked retinitis pigmentosa
- 17:53 **SIMONELLI FRANCESCA** Real world results of Voretigene Neparvovec treatment in Italian patients with RPE65-related inherited retinal dystrophies
- 17:59 **KUPPERMANN BARUCH** Retinal Progenitor Cells for the Treatment of Retinitis Pigmentosa
- 18:05 **LEROY BART** Regulatory Challenges for Genetic Therapies for IRDs
- 18:11 **HUANG SUBER** Improving Clinical Trial Design for Rare Diseases in Ophthalmology "A proposal for improving the efficiency of clinical trials for rare diseases and small clinical trial cohorts"
- 18:17 **PRIGLINGER SIEGFRIED** The Potential of Gene Therapy in Preschool Age
- 18:23 **AUDO ISABELLE** Current clinical trials in IRDs
- 18:29 Discussion

### CAVALIERI 1 ROOM

#### 08.00-12.30 LIVE SURGERY

**MODERATORS: D'AMICO DONALD J., ECKARDT CLAUS, PERTILE GRAZIA**

**MODERATORS FROM AUDITORIUM: GARCÍA-ARUMÍ JOSÉ, HASSAN TAREK, PATELLI FABIO, ROMANO MARIO, REGILLO CARL D., SHAH GAURAV K.**

#### **SURGEONS:**

**ITALY (ROME): RAPIZZI EMILIO, MARIOTTI CESARE, CLAES CARL, LO GIUDICE GIUSEPPE, MURA MARCO, MASTROPASQUA RODOLFO, LORENZI UMBERTO, TOGNETTO DANIELE, BOSCIA FRANCESCO**

**BELGIUM (LEUVEN): STALMANS PETER**

**FRANCE (MARSEILLE): MATONTI FREDERIC, DEVIN FRANCOIS**

**TURKEY (BURSA): AVCI REMZI**

**GREECE (ATHENS): GOTZARIDIS STRATOS, PETROU PETROS, MISHEV LUKAN, GIANNOPOULOS THODOROS, PAROLINI BARBARA, PAPATHOMAS THOMAS**

#### 12.30-13.30 HOW DO I DO IT

**ORGANIZER: EL RAYES EHAB**

**PANEL: AWH CARL, ECKARDT CLAUS, GARCÍA-ARUMÍ JOSÉ, KADONOSONO KAZUAKI, NADAL JERONI, OSHIMA YUSUKE, PERTILE GRAZIA, PRIGLINGER SIEGFRIED, ROSSI TOMMASO, TADAYONI RAMIN**

**Rome,**  
November 30,  
December 1, 2 and 3,  
2023

Rome Cavalieri, A Waldorf Astoria  
Hotel Congress Center

**FLO**Retina**2023**  
under the patronage of  
Gemelli  
ICOR  
11<sup>th</sup> International Congress on OCT  
and OCT angiography in Rome

## FRIDAY 1 DECEMBER

### CAVALIERI 1 ROOM

**13.30-14.30 LUNCH SYMPOSIUM (ABBVIE):  
MANAGEMENT OF DME AND RVO: BRIDGING THE REAL-WORLD EFFICACY GAP**

abbvie

**MODERATOR: MIDENA EDOARDO**

- 13:30 *MIDENA EDOARDO* Welcome and introduction  
13:35 *VUJOSEVIC STELA* The inflammatory origins of DME and RVO  
13:45 *UDAONDO PATRICIA* What do we know about the mechanism of action of steroids?  
13:55 *BACHERINI DANIELA* Improving visual outcomes in the management of DME and RVO  
14:05 *ZUR DINAH* Eyecases discussion: From theory to practice in DME and RVO  
14:25 *MIDENA EDOARDO* Close

**14.30-15.45 MACULAR HOLE  
CHAIRS: MAHMOUD TAMER, PRIGLINGER SIEGFRIED, REIBALDI MICHELE**

- 14:30 *DE CILLA' STEFANO* Backscattering Diameter on Optical Coherence Tomography: a Novel Prognostic Biomarker in Idiopathic Macular Hole Surgery  
14:35 *GOVETTO ANDREA* Microcystoid macular edema after internal limiting membrane peeling: It is not a retrograde maculopathy  
14:45 *MAHMOUD TAMER* Reconstruction of the Macula in Macular Holes  
14:51 *MARIOTTI CESARE* AI-based assessment of retinal biomarkers in full thickness macular holes  
14:57 *PETROVSKI GORAN* Treatment modalities and outcomes for macular hole surgery - the present and the future  
15:03 *MASTROPASQUA RODOLFO* ILM peel Vs not peel for small full-thickness macular holes: anatomical and functional outcomes A prospective, randomized clinical trial  
15:09 *REIBALDI MICHELE* Vitrectomy in Small idiopathic MACuLar hoLe (SMALL study)  
15:15 *VAJZOVIC LEJLA* Refractory macular holes: my surgical approaches  
15:21 *SZURMAN PETER* Epiretinal lyophilized amniotic membrane for persistent idiopathic macular holes  
15:27 *FERRARA VINCENZO* Vitreoretinal Surgery and post operative positioning  
15:33 Discussion

**15.45-16.45 RETINAL DETACHMENT: SURGERY TECH  
CHAIRS: FARALDI FRANCESCO, GARCÍA-ARUMÍ JOSÉ, NADAL JERONI**

- 15:45 *FARALDI FRANCESCO* Vitreoschisis-induced vitreous cortex remnants removal in primary rhegmatogenous retinal detachment  
15:51 *MARIOTTI CESARE* Is complete peripheral vitreous shaving always necessary in rhegmatogenous retinal detachment? New insights on surgical procedures  
15:57 *BALI ERNESTO* Buckling vs vitrectomy where do we stand in 2023  
16:03 *OSHIMA YUSUKE* 27-gauge vitrectomy for primary rhegmatogenous retinal detachment: A retrospective multicenter survey  
16:09 *BARCA FRANCESCO* 20K vitrectomy for reghmatogenous retinal detachment  
16:15 *LE MER YANNICK* Giant retinal tears: gas or silicone oil?  
16:21 *NADAL JERONI* Dealing with retinal detachment secondary to optic pit and coloboma  
16:27 *OZDEK SENGUL* Amniotic membrane as a seal for macular holes/breaks associated with difficult RD  
16:33 Discussion

**16.45-17.30 AFTERNOON SYMPOSIUM (ZEISS)  
HOW DIGITAL WORKFLOW CAN ENHANCE PATIENT CARE UP TO SURGICAL OUTCOMES**

ZEISS

**MODERATORS: BOSCIA FRANCESCO, QUERQUES GIUSEPPE**

- 16:45 *BOSCIA FRANCESCO, QUERQUES GIUSEPPE* Introduction: the transition from traditional to digital  
16:53 *STAURENGHI GIOVANNI, INVERNIZZI ALESSANDRO, COZZI MARIANO* Clinical cases: from diagnostic to surgery  
17:18 Discussion  
17:23 *MURA MARCO* How intraoperative OCT can support during surgery

**Rome,**  
November 30,  
December 1, 2 and 3,  
2023

Rome Cavalieri, A Waldorf Astoria  
Hotel Congress Center

**FLORetina** 2023  
under the patronage of  
Gemelli  
ICOR 2023  
11<sup>th</sup> International Congress on OCT  
and OCT angiography in Rome

## FRIDAY 1 DECEMBER

### BELLE ARTI ROOM

#### **08.30-09.15 A GLOBAL FIGHT AGAINST RETINAL VISION LOSS AND BLINDNESS** **CHAIRS: CAPUTO GEORGES, MOSHFEGHI DARIUS M., SCHWARTZ STEVEN D.**

- 8:30 **VIRGILI GIANNI** Global prevalence and impact of vision impairment: a review  
8:36 **RESNIKOFF SERGE** Diabetic Retinopathy: Global and Regional Trends and Challenges  
8:42 **MOSHFEGHI DARIUS M.** Universal Newborn Eye Screening-Pathology Rates in 10,000 Eyes  
8:48 **FISCHER DOMINIK** Genetic Surgery in Retinal Disease: Correcting the Human Genome with Surgical Precision  
8:54 **CAPUTO GEORGES** Prevention of rhegmatogenous retinal detachment in children  
9:00 **SCHWARTZ STEVEN D.** Update on Gene and Cell Therapy for Retinal Disease  
9:06 Discussion

#### **09.15-10.15 MYOPIA: EPIDEMIOLOGY, PATHOGENESIS, GENETICS** **CHAIRS: BUZZONETTI LUCA, JONAS JOST, POLLING JAN ROELOF**

- 9:15 **RESNIKOFF SERGE** Prevalence of myopia, trends and projections  
9:23 **POLLING JAN ROELOF** The Progression of Myopia before the Age of 25 Years: The DREAM Study  
9:31 **JONAS JOST** Ocular tissue changes in Axial myopia  
9:39 **FLITCROFT IAN** Clinical assessment in myopes and premyopes  
9:47 **SODI ANDREA** Myopia genetics A clinician's point of view  
9:55 **RUIZ MORENO JOSÉ MARIA** Analysis of Bilaterality and Symmetry of Posterior Staphyloma in High Myopia  
10:03 Discussion

#### **10.15-11.45 STRATEGIES OF MYOPIA CONTROL** **CHAIRS: MASTROPASQUA LEONARDO, NUCCI PAOLO, RESNIKOFF SERGE**

- 10:15 **RESNIKOFF SERGE** The Importance of Myopia Control Strategies and the Cost of Inaction  
10:21 **VIRGILI GIANNI** Interventions for myopia control in children: a living systematic review and network metaanalysis  
10:27 **LEO SEO WEI** Role of Atropine in the control of Myopia Progression  
10:33 **GUALINO VINCENT** Posterior scleral reinforcement to prevent progression of high myopia  
10:39 **MASTROPASQUA LEONARDO** Does refractive surgery have a role in the prevention of myopic evolution?  
10:45 **CALOSSI ANTONIO** Contact lenses, including Orthokeratology  
10:51 **LEPORE DOMENICO** Myopia of prematurity: a different story?  
10:57 **CAPUTO ROBERTO** Spectacles in the prevention of myopia progression  
11:03 Panel Discussion with industries: the focus strategies  
**Moderator: NUCCI PAOLO**  
5min **RONZONI MATILDE HOYA** - MiyoSmart DIMS technology: confidence through evidence  
5min **PRENAT OLGA ESSILOR** - Essilor Stellest lenses latest clinical evidence  
5min **PIETRONI DAVID CooperVision** - Misight 1 Day: Myopia Control with Dual Focus contact lenses  
5min **SANKARIDURG PADMAJA ZEISS** MyoCare - the Opportunity

#### **11.45-12.45 PATHOLOGIC MYOPIA** **CHAIRS: PECE ALFREDO, RUIZ MORENO JOSÉ MARIA, TADAYONI RAMIN**

- 11:45 **RUIZ MORENO JOSÉ MARIA** Posterior Staphyloma as Determining Factor for Myopic Maculopathy  
11:51 **HOANG MAI LE** Deep learning to distinguish myopic neovascularization from simple hemorrhages secondary to lacquer cracks  
11:57 **SARAO VALENTINA** Myopic CNV: Long-Term Outcomes  
12:03 Discussion  
12:09 **TADAYONI RAMIN** OCT markers that can predict the worsening of a myopic macular schisis  
12:15 **KADONOSONO KAZUAKI** Guidance system using deep learning for myopic traction maculopathy  
12:21 **PRIGIONE GUIDO** Surgery in myopic tractive maculopathy



**Rome,**  
November 30,  
December 1, 2 and 3,  
2023

Rome Cavalieri, A Waldorf Astoria  
Hotel Congress Center

**FRIDAY 1 DECEMBER**

**BELLE ARTI ROOM**

12:27 **FIGUEROA MARTA** Plasma rich in growth factors for large myopic macular holes  
12:33 **CHOW DAVID** Scleral imbrication - an old concept with new indications!  
12:39 Discussion

**12.45-13.45 AI IN PEDIATRIC RETINA**  
**ORGANIZER: MOSHFEGHI DARIUS M.**  
**MODERATORS: KUMM JOCHEN, MOSHFEGHI DARIUS M.**  
**PANELISTS: LEPORE DOMENICO, STAHL ANDREAS, TING DANIEL, TOTH CYNTHIA**

12:45 **TING DANIEL** AI in Ophthalmology-Overview  
12:55 **TOTH CYNTHIA** AI in ROP-Overview  
13:05 **KUMM JOCHEN** AI in Universal Newborn Eye Screening  
13:15 **STAHL ANDREAS** Rethinking Scoring Systems in ROP and their Relationship to Studies  
13:25 **MOSHFEGHI DARIUS M.** Validation of TeleROP SS and implications for AI  
13:35 Panel Discussion

**13.45-14.30 LUNCH SYMPOSIUM (HEIDELBERG)**  
**PRECISION IN MEDICINE: IMPACT OF RESOLUTION AND EYE TRACKING**  
**MODERATOR: MODY CHRISTOPHER**



13:45 **STAURENGHI GIOVANNI** The importance of BLD  
14:00 **DOLZ-MARCO ROSA** Analysis of outer retinal anatomy in healthy and AMD cases  
14:15 **ARRIGO ALESSANDRO** OCTA: Towards faster acquisitions and more morpho-functional details

**14.30-16.00 STATE-OF-THE-ART DIAGNOSIS AND MANAGEMENT OF VITREOUS FLOATERS AND OPACITIES**  
**CHAIRS: D'AMICO DONALD J., STANGA PAULO**

14:30 **D'AMICO DONALD J., STANGA PAULO** Introduction  
14:34 **BACHERINI DANIELA** Vitreous Embryogenesis and Anatomy, Types of Vitreous Floaters and Opacities  
14:42 **STANGA PAULO** How to Objectively Assess the Effects of Vitreous Floaters and Opacities on Vision  
14:50 **KITCHENS JOHN** Management Options: Surgical and Laser  
14:58 **HALLEN PAUL** Successes and Limitations of Current Management Options  
15:06 **CRAWFORD COURTNEY** Referral Patterns: who, what and when  
15:14 **TARKOW-REINISCH LILI** Mental Health Implications of Vitreous Floaters and Opacities: When is a Psychological Evaluation Needed?  
15:22 **D'AMICO DONALD J.** Matching the Perspectives of the Patient and the Surgeon  
15:30 **ALL** Round Table Discussion

**16.00-17.00 EPIRETINAL MACULAR MEMBRANES - UNDER THE PATRONAGE OF GIVRE**  
**CHAIRS: LESNONI GUIDO, PILERI MARCO ANDREA, SHAH GAURAV K.**



16:00 **COASSIN MARCO** Phaco and vitrectomy for concomitant cataract and macular pucker: same time vs delayed vitrectomy  
16:06 **GOVETTO ANDREA** Retinal displacement and metamorphopsia in macular pucker: a novel theory  
16:12 **ROSSI TOMMASO** Tangential retinal displacement: a new imaging modality  
16:18 **MAVI YILDIZ AYSEGUL** The predictive value of ectopic inner retinal layer staging scheme for idiopathic epiretinal membrane: surgical results at 12 months  
16:24 **GAUDRIC ALAIN** Cystoid macular edema on OCT and fluorescein angiography in Epiretinal membranes: prognostic value  
16:30 **SCORCIA VINCENZO** Surgical Timing For Idiopathic Epiretinal Membrane  
16:36 **FERRARA VINCENZO** Peeling consequences: looking for the right way  
16:42 **CARETTI LUIGI** Damages from macular grasping during vitrectomy comparing traditional and 3D microscope

**Rome,**  
November 30,  
December 1, 2 and 3,  
2023

Rome Cavalieri, A Waldorf Astoria  
Hotel Congress Center

**FRIDAY 1 DECEMBER**

**BELLE ARTI ROOM**

16:48 **FARALDI FRANCESCO** Factors conditioning postoperative refractive results  
in combined phaco-vitreotomy  
16:54 Discussion

**17.00-18.30 RETINAL DETACHMENT: RESULTS AND FUNCTION - UNDER THE PATRONAGE OF SISO**  
**CHAIRS: AVITABILE TERESIO, BONFIGLIO VINCENZA, HASSAN TAREK**



17:00 **SHAH GAURAV K.** Timing of Delayed Retinal Pathology in Patients Presenting with Acute  
Posterior Vitreous Detachment in the IRIS® Registry (Intelligent Research in Sight)  
17:06 **HEIMANN HEINRICH** Retinal translocation following scleral buckling surgery  
17:12 **GOVETTO ANDREA** Balad associated with rhegmatogenous RD: pathophysiology  
and surgical strategy  
17:18 **BONFIGLIO VINCENZA** Microvascular change after rhegmatogenous retinal detachment by OCT-A  
17:24 **AVITABILE TERESIO** Retinal microvascular changes after scleral buckling for retinal detachment  
17:30 **PEIRETTI ENRICO** The usefulness of 55° wide-field Spectral Domain-OCT in the monitoring  
of peripheral subretinal fluid remnant after Rhegmatogenous Retinal Detachment Surgery  
17:36 **NADAL JERONI** Treatment of macular slippage after retinal detachment repair  
17:42 **COPPOLA MICHELE** Macular complications in the RRD free PFCL treatment: incidence  
and risk factors  
17:48 **MASTROPASQUA RODOLFO** MicroRNA profiling in serum and vitreous humor  
of patients affected by vitreoretinal diseases  
17:54 **TOSI GIAN MARCO** Recurrence of retinal detachment after scleral buckling: preoperative  
clinical characteristics  
18:00 **TORO MARIO** Leverage on high-speed in vitreoretinal surgery: why is it important?  
18:06 **RAPIZZI EMILIO** A conservative approach to the treatment of optic pit  
18:12 **AL SABTI KHALID** The Use of Blue Dye to Identify Non-visible Retinal Breaks in Selected Cases  
of Rhegmatogenous Retinal Detachment  
18:18 Discussion

**ELLISSE ROOM**

**08.15-09.45 INSTRUCTIONAL COURSE: RESIDENT'S COURSE (SOU COURSE)**  
**CHAIRS: BANDELLO FRANCESCO, MASTROPASQUA LEONARDO, SOUIED ERIC**

8:15 **LIMOLI CELESTE** Mystery Maculopathy  
8:18 **LIPAROTA LUISA** Blood will tell  
8:21 **MENZIO SARA** Bilateral vitreous hemorrhage in an adult patient  
8:24 **DAMIANO LUCIANA** TBC  
8:27 **MILAN SERENA** A scary savannah-speckled fundus  
8:30 **DE LUCA LAURA** A spicing up sight: unmasking salt and pepper retinopathy  
8:33 **CLIMA GIULIA** An unusual case of bilateral endogenous endophthalmitis  
8:36 **VALESCCHI NICOLA** An unusual case of bilateral multifocal chorioretinitis  
in a healthy woman living in Northern Italy  
8:39 **GREGORI GIULIA** Is SHRM always an issue?  
8:42 **MONTERICCIO NOVELLA** Lost in the maze for a racemose hemangioma case:  
Which medical specialist should I contact?  
8:45 **ROVATI MARCO** Suprachoroidal Triamcinolone Acetonide in Cystoid Macular  
Edema After Corneal Transplant  
8:48 **SATTA AURORA** Choroidal involvement in a patient with Pasteurella Multocida pneumonia  
8:51 **SARTI LAURA** Foveal Schisis in Childhood: a Diagnostic Challenge  
8:54 **MACCAURO CARLO** Diagnostic assessment in Primary Vitreoretinal Lymphoma

**Rome,**  
November 30,  
December 1, 2 and 3,  
2023

Rome Cavalieri, A Waldorf Astoria  
Hotel Congress Center

**FLO**Retina**2023**  
under the patronage of  
Gemelli  
UNIVERSITÀ  
LA SAPIENZA  
ROMA  
**ICOR**  
11<sup>th</sup> International Congress on OCT  
and OCT angiography in Rome

## FRIDAY 1 DECEMBER

### ELLISSE ROOM

- 8:57 **DE DONATO MAGDA** Asymptomatic exudative AMD: watch or treat  
9:00 **GIOIA MARCO** Challenging Choroidal Lesion  
9:03 **TUCCI DAVIDE** A panretinal occlusive vasculitis in an immunocompromised patient  
9:06 **RAGUSA EMANUELE** Purtscher-like retinopathy  
9:09 **QUARTA ALBERTO** A veil that reveal  
9:12 **MERCURI STEFANO** TBC  
9:15 **ROMANO ENRICO** Amniotic membrane as a rescue choice in a case of MacTel type 2 related hole  
9:18 **LUCCHINI SARA** Full-Thickness macular hole: The inverted flap comes to rescue  
9:21 **PASQUALI ANDREA** Retina or Neuro-Ophthalmology?  
9:24 **FEO ALESSANDRO** Mind the gap  
9:27 **BELLISARIO GIOVANNI** An atypical (and unresponsive) MNV?  
9:30 **BARBIERI LUCREZIA** Atypical subretinal hyper-reflective foci  
9:33 **AMANTIA LAURA** Vitreitis in patients with previous non-Hodking lymphoma  
9:36 **CUTRUPI FRANCESCO** Hyper-acute pseudophakic macular edema vanishing within 72 hours: a case series  
9:39 **RIZZO CLARA** X-Linked Juvenile Retinoschisis Resulting From a Novel Mutation in the RS1 gene in a female patient

#### **09.45-10.30 INSTRUCTIONAL COURSE: MENTORSHIP: HOW TO SUCCEED AN INTERVIEW WHAT IS A GREAT FELLOW ORGANIZERS: SOUIED ERIC, CHAKRAVARTHY USHA**

- 9:45 **SOUIED ERIC** What is « a great fellow » ?  
9:53 **CHAKRAVARTHY USHA** Application: advices for fellow  
10:01 **SOUIED ERIC** Prepare your interview  
10:09 **ALL** Round table Q&A

#### **10.30-11.15 INSTRUCTIONAL COURSE: BE AN EXPERT ON FA AND ICG ORGANIZERS: SOUIED ERIC, STAURENGHI GIOVANNI**

- SOUIED ERIC** FAF and FA: perform FA and optimize your practice  
**STAURENGHI GIOVANNI** Optimize practice in ICGA  
**ALL** Clinical cases

#### **11.15-12.30 OCT ANGIOGRAPHY COURSE CHAIRS: BACHERINI DANIELA, MUNK MARION, SAVASTANO MARIA CRISTINA**

- 11:15 **SAVASTANO MARIA CRISTINA** Hyperreflectivity and hyporeflectivity in OCTA: new biomarkers  
11:21 **MUNK MARION** Cultivating Nomenclature in Optical Coherence Tomography Angiography  
An Update on Standardization Efforts  
11:27 **RISPOLI MARCO** OCTA in Acute idiopathic maculopathy  
11:33 **ROSENFELD PHILIP J.** Both SD-OCTA and SS-OCTA scans can be used in the same algorithms to measure structural OCT features  
11:39 **HORMEL TRISTAN** High-resolution wide field single-shot panretinal OCTA  
11:45 **JIA YALI** Active and inactive microaneurysms identified and characterized by OCTA  
11:51 **BACHERINI DANIELA** OCTA in emergency  
11:57 **COHEN YVES SALOMON** Is OCTA really useful in daily practice?  
12:03 **FAWZI AMANI** Retinal capillary perfusion: do OCTA and ultrawide-field FA correlate?  
12:09 Discussion

**Rome,**  
November 30,  
December 1, 2 and 3,  
2023

Rome Cavalieri, A Waldorf Astoria  
Hotel Congress Center

**FLO**Retina **2023**  
under the patronage of  
Gemelli  
UNIVERSITÀ  
LA SAPIENZA  
ROMA  
**ICOR**  
11<sup>th</sup> International Congress on OCT  
and OCT angiography in Rome

## FRIDAY 1 DECEMBER

### ELLISSE ROOM

#### **12.30-13.30** INSTRUCTIONAL COURSE: HIGH QUALITY AND FAST WORK-FLOW IN THE MANAGEMENT OF MACULAR DISEASE USING AUTOMATED TOOLS ORGANIZER: SCHMIDT-ERFURTH URSULA

- 12:30 *SCHMIDT-ERFURTH URSULA* A state-of-the-art in AI in retina  
12:36 *SZURMAN PETER* Experience with the automated fluid monitor in the real-world  
12:42 *STANGA PAULO* The role of AI in a private practice setting  
12:48 *SOUJED ERIC* The role of AI in an academic setting  
12:54 Discussion  
13:00 *TRIVITZKI OMER* AI-based image analyses introduces a paradigm-shift for the next generation  
13:06 *MONES JORDI* Management of GA on OCT instead of FAF  
13:12 *PETO TUNDE* Shared care – learning from the NHS  
13:18 *WHITBY ARIADNE* Precision and reliability of AI  
13:24 Discussion

#### **13.45-14.30** LUNCH SYMPOSIUM (REGENXBIO) MODERATOR: RIZZO STANISLAO



- 13:45 *VAJZOVIC LEJLA* Suprachoroidal gene therapy for Diabetic Retinopathy  
13:53 *HO ALLEN* Subretinal gene therapy for Age-related macular degeneration  
14:01 *STANGA PAULO* Intravitreal gene therapy for Age-related macular degeneration  
14:09 *LEROY BART* Gene therapy in IRDs  
14:17 Panel discussion

#### **14.30-15.30** PEDIATRIC RETINA CHAIRS: BERROCAL AUDINA M., JOUSSEN ANTONIA, TOTH CYNTHIA

- 14:30 *TOTH CYNTHIA* Solving pediatric retinal dilemmas  
14:36 *BERROCAL AUDINA M.* Gene therapy update: voretigine experience among pediatric patients  
14:42 *CAPONE ANTONIO* Surgical Decision-Making in Pediatric Retinal Diseases  
14:48 *JOUSSEN ANTONIA* Surgery in retinal vascular disease in childhood  
14:54 *BAUMAL CAROLINE* Repair of pediatric retina detachment  
15:00 *EL RAYES EHAB* Management of syndromic Retinal detachment in children  
15:06 *CLAES CARL* Complication of repeat vitrectomies in young patients  
15:12 *HAI LU* Vitrectomy for neonatal vitreoretinopathy  
15:18 *CAPUTO GEORGES* Surgery in persistent fetal vasculature  
15:24 Discussion

#### **15.30-16.30** PEDIATRIC RETINA CASE CONFERENCE CHAIRS: BAUMAL CAROLINE, CAPONE ANTONIO, FERRONE PHILIP

- 15:30 *BERROCAL AUDINA M.* Atypical ROP  
15:36 *JOUSSEN ANTONIA* Diffuse Choroidal hemangioma in Sturge Webers Syndrome  
15:42 *CAPONE ANTONIO* Posterior hyaloidal contraction in a formerly premature adult with ROP  
15:48 *CAPUTO GEORGES* Lens sparing surgery for posterior fetal vasculature  
15:54 *FERRONE PHILIP* Severe anterior persistent fetal vascular syndrome in an infant  
16:00 *HAI LU* Pediatric retinal detachment following penetrating keratoplasty  
16:06 *MOSHFEGHI DARIUS M.* Triple Threat–Icterus, ROP, and Endogenous Endophthalmitis  
16:12 *PERTILE GRAZIA* FEVR  
16:18 *TOTH CYNTHIA* Too big to operate?  
16:24 Discussion



Join us Friday,  
December 1, 2023  
from 4:30 p.m. to 5:15 p.m. - Elisse Room

**FLO**Retina **2023**  
**IC:OOR**  
10<sup>th</sup> International Congress on OCT  
and OCT angiography in Rome

## THEA AFTERNOON SYMPOSIUM

# THE APPROPRIATE USE OF ANTI-INFECTIVES IN THE SURGICAL PATIENT

*Italian Symposium*

### PROGRAM:

Chair: **S. Rizzo**

Moderators: **S. Rossi**

Surgical patient prophylaxis: from guidelines to the operating room - **R. Mencucci**

Guidelines and medical-legal aspects of infection prophylaxis - **T. Avitabile**

New perspectives in the prevention of post-cataract endophthalmitis in Italy - **S. Morselli**

How to approach the prophylaxis of post-intravitreal infections - **M. Romano**

**VISIT US AT OUR BOOTH: N° 9**

**Théa**  
let's open our eyes

**Rome,**  
November 30,  
December 1, 2 and 3,  
2023

Rome Cavalieri, A Waldorf Astoria  
Hotel Congress Center

**FRIDAY 1 DECEMBER**

**ELLISSE ROOM**

**16.30-17.15 AFTERNOON SYMPOSIUM (THEA)  
THE APPROPRIATE USE OF ANTI-INFECTIVES IN THE SURGICAL PATIENT  
CHAIR: ROSSI SCIPIONE**



- 16:30 Introduction  
16:35 **MENCUCCI RITA** Surgical patient prophylaxis: from guidelines to the operating room  
16:45 **AVITABILE TERESIO** Guidelines and medical-legal aspects of infection prophylaxis  
16:55 **MORSELLI SIMONETTA** New perspectives in the prevention of post-cataract endophthalmitis in Italy  
17:05 **ROMANO MARIO** How to approach the prophylaxis of post-intravitreal infections

**17.15-18.15 ROP COURSE: FROM THE RCT TO THE REAL WORLD  
ORGANIZER: LEPORE DOMENICO  
MODERATORS: CAPONE ANTONIO, MOLLE FERNANDO, PIGNATTO SILVIA**

- 17:15 **LEPORE DOMENICO** Rainbow study  
17:25 **STAHL ANDREAS** Firefly/ Butterfly  
17:35 **NUDLEMAN ERIC** ROP 3 and 4  
17:45 **NAGIEL AARON** ROP genetics  
17:55 **TOTH CYNTHIA** Future of ROP imaging  
18:05 **MOSHFEGHI DARIUS M., CAPONE ANTONIO** Panel discussion

**CARAVAGGIO ROOM**

**08.30-09.25 UVEITIC MACULAR EDEMA: ADVANCES IN DIAGNOSIS AND MANAGEMENT  
ORGANIZERS: NGUYEN QUAN DONG, ACCORINTI MASSIMO  
CHAIRS: ACCORINTI MASSIMO, DE SMET MARC, NGUYEN QUAN DONG  
PANELISTS: CICINELLI MARIA VITTORIA, DE BOER CHARLES, IANNETTI LUDOVICO, INTERLANDI EMANUELA, INVERNIZZI ALESSANDRO, MORA PAOLO, OR CHRISTOPHER, PAROLI MARIA PIA**

- 8:30 **INTERLANDI EMANUELA** Clinical Features and Ancillary Tools Employed in Managing UME  
8:36 **PAROLI MARIA PIA** Corticosteroids Therapy for UME: Current Agents in the Clinics  
8:42 **OR CHRISTOPHER** Corticosteroids Therapy for UME: Novel Topical Delivery in Development - Topical Delivery  
8:48 **MORA PAOLO** Updates on Immunosuppressives and Biologics for UME  
8:54 **DE BOER CHARLES** Interleukin-6 Inhibition for UME  
9:00 **INVERNIZZI ALESSANDRO** What is New in Intravitreal Anti-VEGF Therapy for UME  
9:06 **IANNETTI LUDOVICO** Surgical Approach for UME  
9:12 Panel Discussion

**09.25-10.30 NEW FRONTIERS IN THE MANAGEMENT OF NON-INFECTIOUS UVEITIS  
ORGANIZERS: NGUYEN QUAN DONG, ACCORINTI MASSIMO  
CHAIRS: ACCORINTI MASSIMO, DE SMET MARC, NGUYEN QUAN DONG  
PANELISTS: AGARWAL ANIRUDDHA, ALMEIDA DAVID, CICINELLI MARIA VITTORIA, CIMINO LUCA, MATSUMIYA WATARU, MISEROCCHI ELISABETTA, MUNK MARION, PLEYER UWE, SEPAH YASIR J.**

- 9:25 **MISEROCCHI ELISABETTA** Fluocinolone acetonide implant in non infectious posterior uveitis  
9:31 **SEPAH YASIR J.** The Melanocortin System and Corticotropin  
9:37 **CIMINO LUCA** Pegylated Interferon and Rituximab  
9:43 **AGARWAL ANIRUDDHA** Janus Kinase Inhibitors for Non-infectious Uveitis  
9:49 **PLEYER UWE** Blockade of IL-17: Rationale and Therapy in Development  
9:55 **ALMEIDA DAVID** Tyrosine Kinase-2 Inhibitor: Potential Role in Non-infectious Uveitis  
10:01 **MATSUMIYA WATARU** Managing Ocular Inflammation Secondary to Therapy for Retinal Vascular Diseases

**Rome,**  
November 30,  
December 1, 2 and 3,  
2023

Rome Cavalieri, A Waldorf Astoria  
Hotel Congress Center

**FRIDAY 1 DECEMBER**

**CARAVAGGIO ROOM**

- 10:07 **MUNK MARION** Biomarker Assessment for CNV Development Prediction in Multifocal Choroiditis and Punctate Inner Choroidopathy
- 10:13 Panel Discussion
- 10.30-11.00 MEET THE EXHIBITORS AT THE EXPO AREA**
- 11.00-12.45 GA: RISK OF PROGRESSION AND PATIENT SELECTION**  
**CHAIRS: RACHITSKAYA ALEKSANDRA, VARANO MONICA, VUJOSEVIC STELA**
- 11:00 **ROSENFELD PHILIP J.** The Curious OCT Features of Calcifying Drusen
- 11:06 **QUERQUES GIUSEPPE** Phenotypic Characterization of GA Predictors of Development and Progression
- 11:12 **CHAKRAVARTHY USHA** Photoreceptor and RPE loss correlate with functional deficits in GA
- 11:18 **FAWZI AMANI** Foveal double-layer sign in geographic atrophy: implications for GA progression
- 11:24 **WAHEED NADIA** Risk factors for progression to advanced AMD: the tufts experience
- 11:30 **VUJOSEVIC STELA** Imaging Geographic Atrophy : Integrating structure and function to better understand the effects of new treatments
- 11:36 **SCHMIDT-ERFURTH URSULA** AI-based management in GA therapy: How to choose the right patients and what to expect
- 11:42 **MONES JORDI** Patient Selection For GA Therapy in the Real World
- 11:48 **RACHITSKAYA ALEKSANDRA** Real World experience in GA therapy and patient selection
- 11:54 **SOUIED ERIC** Longer Term Efficacy in GA Therapy beyond 2 Years
- 12:00 Discussion
- DEBATE: Is monthly injection worthwhile for reducing dry AMD progression by 20%?**
- 12:09 **TRIVITZKI OMER** Yes
- 12:15 **GOLDSTEIN MICHAELLA** No
- 12:21 Discussion
- DEBATE: Photobiomodulation**
- 12:27 **SOUIED ERIC** Evaluation of the morphologic and functional effects of photobiomodulation for large drusen
- 12:33 **NGUYEN QUAN DONG** Photobiomodulation for Non-Neovascular AMD: Outcomes of the LIGHTSITE III Study
- 12:39 Discussion
- 12.45-13.45 INSTRUCTIONAL COURSE: IMPACT OF DIGITAL INNOVATIONS ON RETINAL CARE. BEYOND TECHNICAL ASPECTS**  
**ORGANIZERS: LOEWENSTEIN ANAT, HANHART JOEL**  
**CHAIRS: HANHART JOEL, LOEWENSTEIN ANAT, TUFAIL ADNAN**
- 12:45 **HANHART JOEL** Redefining the medical encounter: towards an anthropological shift?
- 12:55 **PETO TUNDE** The boundaries of telemedicine
- 13:05 **CRINCOLI EMANUELE** Use of AI in the screening and diagnosis of retinal conditions, an overview
- 13:15 **SARRAF DAVID** New biomarkers for the evaluation of AMD: Booms and Busts
- 13:25 **FERRO DESIDERI LORENZO** The example of Discovery, an AI-developed program: is the patient still in the center?
- 13:35 Discussion
- 13.45-14.30 MEET THE EXHIBITORS AT THE EXPO AREA**

**Rome,**  
November 30,  
December 1, 2 and 3,  
2023

Rome Cavalieri, A Waldorf Astoria  
Hotel Congress Center

**FLORetina** 2023  
under the patronage of  
Gemelli  
UNIVERSITÀ  
LA SAPIENZA  
11<sup>th</sup> International Congress on OCT  
and OCT angiography in Rome

## FRIDAY 1 DECEMBER

### CARAVAGGIO ROOM

#### 14.30-15.30 INSTRUCTIONAL COURSE: NEW CONCEPTS AND RESULTING TREATMENT STRATEGIES IN N-AMD

ORGANIZER: PAULEIKHOFF DANIEL

CHAIRS: PAULEIKHOFF DANIEL, SARRAF DAVID

- 14:30 **CURCIO CHRISTINE A.** Histological variations of MNV in nAMD  
14:39 **FREUND K. BAILEY** MNV in nAMD – a "friend" or an "enemy"?  
14:48 **INVERNIZZI ALESSANDRO** MNV growth and atrophy during different treatment regimen in nAMD  
14:57 **PAULEIKHOFF DANIEL** Clinical variations of MNV transformation under anti-VEGF therapy in nAMD  
15:06 **SARRAF DAVID** Evaluation and management of PED in AMD  
15:15 Discussion

#### 15.30-16.30 INSTRUCTIONAL COURSE: HI-RESOLUTION OCT: PEARLS AND PITFALLS

ORGANIZER: SADDA SRINIVAS

CHAIR: SADDA SRINIVAS

- 15:30 **STAURENGHI GIOVANNI** What is Hi-Res OCT and How Does it Help?  
15:45 **FREUND K. BAILEY** New Imaging Findings from High-Res OCT  
16:00 **SADDA SRINIVAS** Assessment of AMD lesions using High-Res OCT  
16:15 **INVERNIZZI ALESSANDRO** Imaging of Retinal Vascular Diseases by High-Res OCT

#### 16.30-17.15 AFTERNOON SYMPOSIUM (ASTELLAS) ALL EYES ON GEOGRAPHIC ATROPHY

CHAIR: VAJZOVIC LEJLA



#### 17.15-18.15 SYMPOSIUM BY NATIONAL LOW VISION REHABILITATION CENTRE, WHO COLLABORATING CENTER - "TITLE: VISION REHABILITATION - NEW FRONTIERS"

ORGANIZERS: AMORE FILIPPO, TURCO SIMONA

- 17:15 **AMORE FILIPPO** Introduction  
17:20 **EISENBARTH WERNER** Photobiomodulation  
17:29 **TINELLI FRANCESCA** AvDesk: medical instrument's application and development  
17:38 **DE ROSSI FRANCESCA** Colorful news from electrical stimulation  
17:47 **PADUA LUCA** Severe acquired brain injuries, consciousness and vision disorder: the new technologies in rehabilitation  
17:56 **SILVESTRI VALERIA** Toward a broader role and new competencies of the orthoptist in vision rehabilitation  
18:05 **AMORE FILIPPO, TURCO SIMONA** Q&A Discussion

### LEONARDO ROOM

#### 08.30-10.00 FREE PAPERS - AMD 1

CHAIRS: JAMPOL LEE MERRILL, CORRADETTI GIULIA, SAVASTANO MARIA CRISTINA

- 8:30 **GUIGOU SEBASTIEN** Home vision monitoring in patients with maculopathy: real-life study of the Odsight application  
8:34 **ARRIGO ALESSANDRO** Intraretinal cysts localization and its relationship with the two-year outcome of neovascular age-related macular degeneration  
8:38 **FEO ALESSANDRO** Subretinal hyperreflective material (SHRM) in retinal and chorioretinal disorders  
8:42 **FORTE PAOLO** Predictors of 24-month onset of macular fibrosis in type 3 macular neovascularization



**Rome,**  
November 30,  
December 1, 2 and 3,  
2023

Rome Cavalieri, A Waldorf Astoria  
Hotel Congress Center

**FLORetina** 2023  
under the patronage of  
Gemelli  
11<sup>th</sup> International Congress on OCT  
and OCT angiography in Rome

## FRIDAY 1 DECEMBER

### LEONARDO ROOM

- 8:46 **GAGLIARDI OSCAR MATTEO** OCT-predictors of retinal atrophy in neovascular age-related macular degeneration treated with aflibercept
- 8:50 **FRANK SOPHIE** Lessons learned from high-res optical coherence tomography in early to late age-related macular degeneration
- 8:54 **FOSSATARO CLAUDIA** Macular neovascularization automated morphologic extraction in treated exudative age-related macular degeneration: OCT angiography and quantitative assessment
- 8:58 **CRINCOLI EMANUELE** Microvascular changes in treatment naïve non-exudative macular neovascularization complicated by exudation
- 9:02 **YANIK ODABAS ÖZGE** A comparative study of the novel quantitative optical coherence tomography angiography findings of treatment-naïve nonexudative and exudative type 1 macular neovascularizations in neovascular age-related macular degeneration
- 9:06 **TANEV IVAN** Peripapillary flow density changes in terms of intravitreal injections of anti-VEGF in neovascular AMD
- 9:10 **LANDINI LUCA** Effects of diabetic retinopathy on anatomical and functional changes in eyes with AMD-associated type 1 macular neovascularization after one year of treatment
- 9:14 **POZHARITSKIY NICOLAI** Choroidal remodeling following different anti-VEGF therapies in exudative neovascular AMD: short term results
- 9:18 **PIGNATARO MARIA GRAZIA** Topographical analysis of the choriocapillaris reperfusion after loading anti-VEGF therapy in neovascular AMD
- 9:22 **MOSCARA FEDERICO** Short-term morphofunctional changes in previously treated neovascular AMD eyes switched to brolocizumab
- 9:26 **MARES VIRGINIA** Ai-algorithms applied in real-world clinical setting: predicting treatment requirement and correlating functional and morphological outcomes in neovascular AMD
- 9:30 **RIAZI ESFAHANI HAMID** Cnv-net: segmentation, classification and activity score measurement of choroidal neovascularization (cnv) using optical coherence tomography angiography (OCTA)
- 9:34 Discussion

### 10.00-11.30 FREE PAPERS - AMD 2

**CHAIRS: AWH CARL, VIOLA FRANCESCO, DOLZ-MARCO ROSA**

- 10:00 **KADAYIFCILAR SIBEL** The impact of micronutrition on the response to anti-VEGF therapy in neovascular age-related macular degeneration
- 10:04 **PAPAYANNIS ALESSANDRO** Advantages of a simplified treat and extend regimen with a multi drug swift modality vs prn regimen in real life in a primary medical retina reference center in north italy, an internal audit
- 10:08 **VITIELLO LIVIO** Brolocizumab and age-related macular degeneration: a long-term real-life report
- 10:12 **GUERIN PIER LUIGI** Early anatomical and functional outcomes in neovascular age-related macular degeneration: bevacizumab vs brolocizumab
- 10:16 **NOWOSIELSKI YVONNE** Systemic counterregulatory response of angiopoietin-2 after intravitreal faricimab for nAMD
- 10:20 **SHIRI SHULMAN** Real world results of intravitreal faricimab injections as an advanced treatment line for nvAMD
- 10:24 **ECKARDT FRANZISKA** Efficacy of switching to faricimab in treatment resistance neovascular age related macular degeneration
- 10:28 **COZZI MARIANO** Italian real-life experience of switching age-related macular degeneration eyes to faricimab intravitreal injection
- 10:32 **ALASIL TAREK** Faricimab in the treatment of ranibizumab and pds resistant polypoidal choroidal vasculopathy
- 10:36 **GOLEBKA JEDRZEJ** Comparison of treatment strategies for AMD-related submacular haemorrhages
- 10:40 **DOLZ-MARCO ROSA** An update on the port delivery system with ranibizumab (PDS)
- 10:44 **NOWOSIELSKA AGNIESZKA** Vitrectomy with subretina t-pa in macular hemmorrhages duze to wet-AMD

**Rome,**  
November 30,  
December 1, 2 and 3,  
2023

Rome Cavalieri, A Waldorf Astoria  
Hotel Congress Center

**FLORetina** 2023  
under the patronage of  
Gemelli  
UNIVERSITÀ  
LA SAPIENZA  
11<sup>th</sup> International Congress on OCT  
and OCT angiography in Rome

## FRIDAY 1 DECEMBER

### LEONARDO ROOM

- 10:48 **FERRARA SILVIA** Smaller-incision new-generation implantable miniature telescope: three-months follow-up study
- 10:52 **MUTH DANIEL R** Long-term natural history of treatment-naïve geographic atrophy (GA) in age-related macular degeneration (AMD)
- 10:56 **MAZZOLA MARCO** Two potentially distinct pathways to geographic atrophy in age-related macular degeneration characterized by quantitative fundus autofluorescence
- 11:00 **AREVIK GHULAKHZSIAN** Patient acceptability of intravitreal therapies for geographic atrophy (GA): a mixed-methods study
- 11:04 **CRINCOLI EMANUELE** Regression of the neovascular network in AMD neovascular membranes treated with faricimab
- 11:08 Discussion

#### 11.30-12.45 FREE PAPERS - INFLAMMATION

**CHAIRS: AGARWAL ANIRUDDHA, INTERLANDI EMANUELA, INVERNIZZI ALESSANDRO**

- 11:30 **HOANG MAI LE** Quantitative analysis of choriocapillaris using swept-source optical coherence tomography angiography in eyes of patients presenting with sarcoidosis
- 11:3 **RIVOLTA MARIA CHIARA** Unraveling the spectrum of uveitis: insights from an epidemiological study in a national referral center in northern Italy
- 11:38 **QUISISANA CHIARA** Vitreous composition modification after transpalpebral electrical stimulation of the eye: biochemical analysis
- 11:42 **PIGNATELLI FRANCESCO** Management of post pars plana vitrectomy macular edema with different treatment modalities and correlation of treatment response to OCT biomarkers
- 11:46 **SCANDALE PIERLUIGI** Presumed Müller cell activation in multiple evanescent white dot syndrome
- 11:50 **JULAYANONT PASSATHORN** Anatomical and functional assessment of macula in Vogt-Koyanagi Harada disease (VKH) using swept-source optical coherence tomography angiography (OCTA) and microperimetry
- 11:54 **INTERLANDI EMANUELA** Spectrum of disease severity and visual prognosis in acute posterior multifocal placoid pigment epithelium (APMPPE)
- 11:58 **BRUÈ CLAUDIA** Primary occlusive panvasculitis with segmental periarterial plaque
- 12:02 **PEREVOZNIKOVA EVGENIYA** Acute macular neuroretinopathy in patient with COVID-19 infection
- 12:06 **GHORBEL MOHAMED** Optical coherence tomography angiography as retinal imaging biomarker of neurodegeneration in human immunodeficiency virus infection
- 12:10 **NAAMAN EFRAT** When what you see is worse than what the patient sees
- 12:14 Discussion

#### 14.30-15.30 FREE PAPERS - OCULOMICS

**CHAIRS: FAWZI AMANI, BOUSQUET ELODIE, MINNELLA ANGELO MARIA**

- 14:30 **KIM JEE TAEK** A novel quantification methods for choriocapillaris flow void area and systematic investigation of the correlation with ocular and systemic parameters
- 14:34 **MERDZO IVAN** Retinal vascular dynamics in response to short-term exercise – role of physical fitness level
- 14:38 **TSIGKOS DIMITRIOS** The use of OCT-A in the detection of pathological peripapillary microcirculation and the evaluation of its treatment with the use of flavonoids with vasolidating action
- 14:42 **ABDIN ALAA DIN** Chorioretinal structural and microvascular alterations as biomarkers for the diagnosis and progression of Parkinson's disease
- 14:46 **HU LORENZO** Optical coherence tomography advanced parameters in patients with multiple sclerosis: ophthalmological and neurological assessments
- 14:50 **DE LUCA MARTINA** Assessment of choroidal thickness in multiple system atrophy and Parkinson's disease
- 14:54 **GIOIA MARCO** Retinal thickness evaluation in progressive supranuclear palsy

**Rome,**  
November 30,  
December 1, 2 and 3,  
2023

Rome Cavalieri, A Waldorf Astoria  
Hotel Congress Center

**FLORetina** 2023  
under the patronage of  
Gemelli  
ICOR  
11<sup>th</sup> International Congress on OCT  
and OCT angiography in Rome

## FRIDAY 1 DECEMBER

### LEONARDO ROOM

- 14:58 **CIONE FERDINANDO** A-scan ultrasonographic evaluation of patients with idiopathic intracranial hypertension: comparison of optic nerves
- 15:02 **MERCURI STEFANO** Inner retinal hyperreflective foci number correlates with adaptive optics ophthalmoscopy grading and systemic organ involvement in patients with Fabry disease
- 15:06 **EL MATRI KHALED** Multimodal imaging findings and monitoring of idiopathic acute exudative polymorphous vitelliform maculopathy
- 15:10 **BIAGINI ILARIA** Association of functional vision and orthoptic testing with high resolution OCT findings in patient with neurodegenerative disorders
- 15:14 Discussion
- 15.30-16.30 FURTHER PROGRESS ON SUPRACHOROIDAL DELIVERY FOR OCULAR THERAPEUTICS: CORTICOSTEROID AND BEYOND**  
**ORGANIZER AND CHAIR: NGUYEN QUAN DONG**
- 15:30 **NGUYEN QUAN DONG** Introduction to the Symposium: Goals and Objectives
- 15:35 **DE SMET MARC** Suprachoroidal Delivery: An Effective Approach for Ocular Therapeutics
- 15:43 **BARAK YOREH** Other Approaches for Suprachoroidal Delivery
- 15:51 **OR CHRISTOPHER** Suprachoroidal Triamcinolone Acetonide for Non-infectious - Associated Macular Edema
- 15:59 **AGARWAL ANIRUDDHA** Treatment of Macular Edema Due to Noninfectious Uveitis: Beyond Corticosteroids
- 16:07 **HOANG MAI LE** Suprachoroidal Delivery in the Management of Age-Related Macular Degeneration
- 16:15 **DO DIANA V., DE BOER CHARLES** Suprachoroidal Triamcinolone in Noninfectious Uveitis: Case Presentations and Discussion
- 16:30 Conclusion
- 16.30-17.30 FREE PAPERS - MYOPIA • IOL**  
**CHAIRS: REIBALDI MICHELE, GIANSAANTI FABRIZIO, STANGA PAULO**
- 16:30 **FLORES-MORENO IGNACIO** The relevance of the subtype posterior staphyloma in myopic maculopathy and visual prognosis
- 16:34 **MILANI PAOLO** Color-enhanced visualization of myopic choroidal neovascularization on OCT angiography
- 16:38 **RUIZ-MEDRANO JORGE** Image biomarkers and their influence on myopic choroidal neovascularization in highly myopic patients
- 16:42 **RIPA MATTEO** Scleral fixation of carlevalle intraocular lens: a systematic review and meta-analysis
- 16:46 **SCHRANZ MARKUS** Reverse pupillary block in modern scleral fixated intraocular lens techniques
- 16:50 **PELLEGRINI MARCO** Visual and refractive outcomes of trocar-assisted sutureless three-piece intraocular lens scleral fixation
- 16:54 **BESOZZI GIANLUCA** Results of 140 cases of IOL implantation with yamane technique combined with pars plana vitrectomy
- 16:58 **IANNETTA DANILO** A novel modified flapless surgical technique for sutureless scleral fixation of fl ssf intraocular lens: a retrospective case series
- 17:02 **MOTTA LORENZO** A case of traumatic submacular hemorrhage treated with tPA and pneumatic displacement
- 17:06 Discussion
- 17.30-18.30 FREE PAPERS - VIDEO 1**  
**CHAIRS: WILLIAMSON TOM, NIKOLAKOPOULOS ATHANASIOS, FAYYAD FAISAL**
- 17:30 **ALSAWIDI KHALIFA** Macular hole detachment
- 17:34 **ALASIL TAREK** Autologous retinal transplant for macular hole in a diabetic patient with heavy panretinal photocoagulation
- 17:38 **DI LEO LAURA** Subretinal bss injection and free ilm flap to close refractory macular hole

**Rome,**  
November 30,  
December 1, 2 and 3,  
2023

Rome Cavalieri, A Waldorf Astoria  
Hotel Congress Center

**FLORetina** 2023  
under the patronage of  
Gemelli  
UNIVERSITÀ  
LA SAPIENZA  
di Roma e Tor Vergata  
**ICOR** 2023  
11<sup>th</sup> International Congress on OCT  
and OCT angiography in Rome

## FRIDAY 1 DECEMBER

### LEONARDO ROOM

- 17:42 **DE VITTO ANTONIA MARIA LUCE** A novel pars plana vitrectomy technique to remove retained lens material: simultaneous vitrectome-assisted elevation and anterior chamber phacoemulsification
- 17:46 **ZENBIL FATHI** Optic nerve pit-maculopathy
- 17:50 **HABIB AHMED** Surgical plan for closed funnel retinal detachments
- 17:54 **GUHA JAYANTO SHEKHAR** Autologous retina transplant in a case of chronic and huge traumatic macular hole
- 17:58 **NASER MOHAMED NAEEM** PVR management surgical video
- 18:02 **PASCULLI FIAMMETTA** The flexibility of the yamane technique: a case series
- 18:06 **KAMAL BOUCHERMA** Scleral fixation of dislocated one piece IOL
- 18:10 **CHWIEJCZAK KATARZYNA** Management of a misbehaving haptic in carlevale lens implanation
- 18:14 Discussion

### BERNINI ROOM

#### 09.00-10.00 ORTHOPTIST AND OPHTHALMOLOGIST WORKING TOGETHER: FROM THE IMAGING TO THE TREATMENT

**PRESIDENTS: BLENGIO CARLA, BIAGINI ILARIA**

**COORDINATOR: BIAGINI ILARIA**

**MODERATORS: GOVETTO ANDREA, SCARICA ERIKA**

- 9:00 **PERILLO CARLO** Retinal Detachment: imaging before and after Surgery The role of orthoptist
- 9:07 **SAVASTANO ALFONSO** Retinal Detachment: Clinical interpretation of the imaging finding
- 9:14 **GIARLETTI MATTEO** Vitreoretinal surgical disorders (ERM-MH): Imaging before and after Surgery The role of orthoptist
- 9:21 **CRINCOLI EMANUELE** Vitreoretinal surgical disorders: Clinical interpretation of the imaging finding
- 9:28 **PESCHIAROLI SOFIA** Diplopia after retinal buckle, case series
- 9:35 **PERNA FABIANA** Diagnosis and management of Diplopia after retinal buckle
- 9:42 **GIANSANTI FABRIZIO** Inherited retinal dystrophies: New therapeutic perspectives
- 9:49 **PLACIDI GIORGIO** Functional and structural examination for patients affected by IRDs  
The role of rehabilitation
- 9:56 Discussion

#### 10.30-13.15 PERIPHERAL RETINAL ANALYSIS: MULTIMODAL IMAGING AND PRACTICAL COURSE OPHTHALMOLOGIST - ORTHOPTIST - RESIDENTS COURSE

**PRESIDENT: SAVASTANO MARIA CRISTINA**

**COORDINATOR: BIAGINI ILARIA**

**ORTHOPTIST: BRUNO VALENTINA, CARRU' ELISABETTA, CESTRONE VALENTINA,  
COCUZZA MARTINA, COPPA GIORGIA, D'AGOSTINO ELENA, GIARLETTI MATTEO,  
MARCELLI SOFIA, PARIS LUDOVICA**

In this practical course, different pathologies of the ocular periphery will be examined and evaluated with the following devices.

The target of the course is to highlight the capability of peripheral imaging with the new instruments mainly the wide-field and ultra-wide-field.





**Rome,**  
November 30,  
December 1, 2 and 3,  
2023

Rome Cavalieri, A Waldorf Astoria  
Hotel Congress Center

**FLO Retina** 2023  
under the patronage of  
Gemelli  
11<sup>th</sup> International Congress on OCT  
and OCT angiography in Rome

## FRIDAY 1 DECEMBER

### RAFFAELLO ROOM

#### **10.30-13.15 PERIPHERAL RETINAL ANALYSIS: MULTIMODAL IMAGING AND PRACTICAL COURSE OPHTHALMOLOGIST - ORTHOPTIST – RESIDENTS COURSE**

**PRESIDENT: SAVASTANO MARIA CRISTINA**

**COORDINATOR: BIAGINI ILARIA**

**ORTHOPTIST: BRUNO VALENTINA, CARRU' ELISABETTA, CESTRONE VALENTINA, COCUZZA MARTINA, COPPA GIORGIA, D'AGOSTINO ELENA, GIARLETTI MATTEO, MARCELLI SOFIA, PARIS LUDOVICA**

In this practical course, different pathologies of the ocular periphery will be examined and evaluated with the following devices.

The target of the course is to highlight the capability of peripheral imaging with the new instruments mainly the wide-field and ultra-wide-field.



#### **14.30-18.45 IMAGING LAB**

**COORDINATOR: MIDENA EDOARDO**

**INSTRUCTORS: FRIZZIERO LUISA, MIDENA GIULIA, TORRESIN TOMMASO**

## MICHELANGELO 1 ROOM

#### **08.30-13.00 WET LAB Alcon**

#### **14.00-16.00 SURGICAL ADVANCED COURSE**

**CHAIR: CHOW DAVID**

## MICHELANGELO 2 ROOM

#### **11.00-17.00 WET LAB BAUSCH + LOMB**

# BAUSCH + LOMB



# WE ♥ INNOVATION

**Stellaris Elite**  
Vision Enhancement System



**see) LUMA**



**Artelac®  
Ultra X4S**

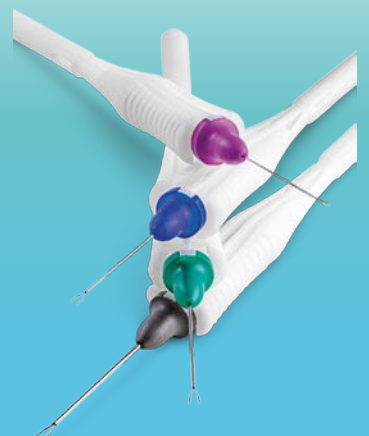


 **Synergetics®**

**storz®**  
Ophthalmic Instruments



**PRESERVISION 3D**  
Integratore alimentare  
CON VITAMINA



**Rome,**  
November 30,  
December 1, 2 and 3,  
2023

Rome Cavalieri, A Waldorf Astoria  
Hotel Congress Center

**FLORetina** 2023  
under the patronage of  
Gemelli  
ICOR 2023  
11<sup>th</sup> International Congress on OCT  
and OCT angiography in Rome

## SATURDAY 2 DECEMBER

### CAVALIERI 2 ROOM

#### 08.30-10.00 WET AMD: IMAGING

**CHAIRS: PAULEIKHOFF DANIEL, SADDA SRINIVAS, SCHMIDT-ERFURTH URSULA**

- 8:30 **MIDENA EDOARDO** Neuroretinal inflammation in AMD  
8:36 **SADDA SRINIVAS** Risk factors for the development of hyperreflective foci: insights into AMD pathophysiology  
8:42 **SARRAF DAVID** OCT and OCTA Biomarkers of Neovascular AMD: New and Old  
8:48 **HOANG MAI LE** Biomarkers associated with early onset of large submacular hemorrhage secondary to neovascular age-related macular degeneration after anti-VEGF intravitreal injection  
8:54 **CHAKRAVARTHY USHA** Predictive ability of the DLS versus SIRE  
9:00 **HOLZ FRANK** Type 1 MNV and localized progression of atrophy in AMD  
9:06 **GALE RICHARD** Early detection of nAMD gives better visual, anatomical and quality of life outcomes at 2 years  
9:12 **LOEWENSTEIN ANAT** Home OCT driven management of neovascular AMD patients  
9:18 **GUALINO VINCENT** Use of Fluid Monitor in real life in AMD  
9:24 **PAULEIKHOFF DANIEL** The fellow eye in nAMD: What can we learn about the individuality of MNV?  
9:30 **BORRELLI ENRICO** Type 3 macular neovascularization: different patterns revealed by structural OCT  
9:36 **SACCONI RICCARDO** Type 3 MNV in AMD: baseline predictors of long-term atrophy and visual acuity  
9:42 **BERLIN ANDREAS** What does fluid look like? Histology of exudative and transudative fluid in advanced AMD  
9:48 **VIOLA FRANCESCO** Macular Fibrosis in Neovascular Age-Related Macular Degeneration  
9:54 Discussion

#### 10.00-10.45 BREAKFAST SYMPOSIUM (NOVARTIS) PAST, PRESENT AND FUTURE OF BROLUCIZUMAB



**CHAIRS: BANDELLO FRANCESCO, BOSCIA FRANCESCO**

- 10:00 **PARRAVANO MARIACRISTINA** 3 years of Brolucizumab in Italy: from launch to present days  
10:10 Discussion  
10:15 **VUJOSEVIC STELA** What we've learned from clinical studies?  
10:25 Discussion  
10:30 **MINNELLA ANGELO MARIA, VADALA' MARIA** What we've learned from real life?  
10:40 Discussion

#### 10.45-12.10 WET AMD: TREATMENT

**CHAIRS: BRESSLER SUSAN, HOLZ FRANK, KOROBELNIK JEAN-FRANCOIS**

- 10:45 **BRESSLER SUSAN** Falls and AMD: What Ophthalmologists Might Want to Know  
10:51 **CHHABLANI JAY** Characteristics and outcome of wet AMD with good visual acuity (>20/40)  
10:57 **JAMPOL LEE MERRILL** The DRCR Retina Network enters the field of AMD  
11:03 **LANZETTA PAOLO** Relevance of drug dynamics in the treatment of neovascular AMD: Modeling and animal studies  
11:09 **NICOLÓ MASSIMO** Real-Life Data in the Treatment of Neovascular AMD: Results from the Imaculaweb Registry Evaluated in a Single Italian Medical Retina Center  
11:15 **STAURENGHI GIOVANNI** Brolucizumab 3 years experience in wet AMD  
11:21 **LENG THEODORE** Early Treatment Patterns and Outcomes in Patients With Neovascular Age Related Macular Degeneration Initiating Faricimab: The FARETINA-AMD Study  
11:27 **KOROBELNIK JEAN-FRANÇOIS** New strategies for new treatments in AMD  
11:33 **ZWEIFEL SANDRINE** Real-World Data (RWD) and Initial Pharmacodynamics of Faricimab in Patients with Neovascular Age-Related Macular Degeneration (nAMD)

**Rome,**  
November 30,  
December 1, 2 and 3,  
2023

Rome Cavalieri, A Waldorf Astoria  
Hotel Congress Center

**FLORetina** 2023  
under the patronage of  
Gemelli  
ICOR 2023  
11<sup>th</sup> International Congress on OCT  
and OCT angiography in Rome

**SATURDAY 2 DECEMBER**

**CAVALIERI 2 ROOM**

- 11:39 **SADDA SRINIVAS** Results from the TRUCKEE study: real world experience with faricimab for neovascular AM
- 11:45 **HOLZ FRANK** Intravitreal aflibercept 8 mg injection in patients with neovascular age-related macular degeneration: 2-year results from the Phase 3 PULSAR trial
- 11:51 **GIANSANTI FABRIZIO** TPA in hemorrhagic AMD
- 11:57 **HO ALLEN** Subretinal Delivery of ABBV-RGX-314 for Neovascular AMD: A Phase II Pharmacodynamic Study
- 12:03 PANEL Discussion

**12.10-13.25 AMD: NEW HORIZONS BY ASRS**  
**CHAIRS: AWH CARL, BRESSLER SUSAN, REGILLO CARL D.**

- 12:10 **AWH CARL** Introduction
- 12:15 **BRESSLER SUSAN** One Year Post Launch of Biosimilars in the US: What have we learned?
- 12:24 **SADDA SRINIVAS** FDA-approved longer-lasting agents for wet AMD
- 12:33 **AWH CARL** Update on the Port Delivery System with Ranibizumab
- 12:42 **HO ALLEN** Surgical Delivery of Gene and Cell Therapies
- 12:51 **VAJZOVIC LEJLA** Long-Term Follow-Up Study Results from the Phase I/IIa ABBV-RGX-314 Subretinal Delivery Gene Therapy Program in Neovascular Age-Related Macular Degeneration (nAMD)
- 13:00 **REGILLO CARL D.** Update on TKI therapy for neovascular AMD
- 13:09 Discussion

**13.25-14.10 LUNCH SYMPOSIUM (BAYER)**  
**EVOLUTION OF RETINAL DISEASE CARE: ARE WE AT A TURNING POINT?**  
**CHAIR: MIDENA EDOARDO**  
**SPEAKERS: GALE RICHARD, KITCHENS JOHN, STEWART MICHAEL, UDAONDO PATRICIA**



- 13:25 **MIDENA EDOARDO** Welcome and introductions
- 13:28 **UDAONDO PATRICIA, GALE RICHARD** Challenges in nAMD and DME management (Moderated by MIDENA EDOARDO)
- 13:38 **STEWART MICHAEL, KITCHENS JOHN** Addressing unmet needs with emerging therapies (Moderated by MIDENA EDOARDO)
- 13:53 **KITCHENS JOHN, ALL** Expert exchange: panel discussion and Q&A (Moderated by GALE RICHARD)
- 14:08 **MIDENA EDOARDO** Summary and close

**14.10-14.30 BRUNO LUMBROSO LECTURE**  
**STAURENGHI GIOVANNI** OCT: past and future

**14.30-15.30 DRY AMD 1: ANATOMIC-FUNCTIONAL BIOMARKERS AND CLASSIFICATION**  
**CHAIRS: AUGUSTIN ALBERT, BAUMAL CAROLINE, CHAKRAVARTHY USHA**

- 14:30 **SCHMIDT-ERFURTH URSULA** OCT features associated with disease activity and progression in GA
- 14:36 **BEHAR COHEN FRANCINE** Biomarkers of iron dysmetabolism in dry AMD
- 14:42 **BORRELLI ENRICO** OCT biomarkers in geographic atrophy
- 14:48 **SAVASTANO MARIA CRISTINA** Autofluorescence, Enface and OCT Angiography in Dry AMD: techniques compared
- 14:54 **DOLZ-MARCO ROSA** Optimization of en face visualization of atrophic lesions in AMD
- 15:00 **CURCIO CHRISTINE A.** The autofluorescent border of geographic atrophy, a clinicopathologic correlation
- 15:06 **CHAKRAVARTHY USHA** Microperimetry: Morphology and Function in GA
- 15:12 **MONES JORDI** Assessment of geographic atrophy progression in the phase 3 OAKS and DERBY trials
- 15:18 **AUDO ISABELLE** Differential diagnosis of GA
- 15:24 Discussion



**Rome,**  
November 30,  
December 1, 2 and 3,  
2023

Rome Cavalieri, A Waldorf Astoria  
Hotel Congress Center

**FLORetina** 2023  
under the patronage of  
Gemelli  
ICOR 2023  
11<sup>th</sup> International Congress on OCT  
and OCT angiography in Rome

**SATURDAY 2 DECEMBER**

**CAVALIERI 2 ROOM**

**15.30-16.40 INTERMEDIATE AMD: NON-EXUDATIVE AND NON NEOVASCULAR AMD**  
**CHAIRS: HOLZ FRANK, SARRAF DAVID, STAURENGHI GIOVANNI**

- 15:30 **EANDI CHIARA** High resolution and multimodal structural phenotyping of intermediate and advanced non-neovascular age-related macular degeneration
- 15:36 **SARRAF DAVID** The Apex of Drusen: A Critical Position in the Progression of AMD
- 15:42 **INTROINI UGO** Drusenoid PED lifecycle
- 15:48 **MALTSEV DMITRII** Multimodal imaging in non-exudative choroidal neovascularization: spotlight on status of retinal pigment epithelium
- 15:54 **VERITTI DANIELE** Non-Exudative Naïve CNV: Meta-Analysis on Prevalence and Exudation Rates
- 16:00 **TUFAIL ADNAN** MACUSTAR study – Results from functional assessments
- 16:06 **HOLZ FRANK** MACUSTAR study – Results from structural assessments
- 16:12 **SACCONI RICCARDO** Subclinical age-related angioid streaks: treatment response of this new AMD phenotype
- 16:18 **ROSENFELD PHILIP J.** A novel clinical trial design for the study of therapies in intermediate AMD
- 16:24 **DO DIANA V.** Photobiomodulation for Age-Related Macular Degeneration: Update on the LIGHTSITE Clinical Trial
- 16:30 **PANEL DISCUSSION: Do we need a new classification?**

**16.40-17.25 AFTERNOON SYMPOSIUM (APELLIS):**  
**GEOGRAPHIC ATROPHY: ENTERING A NEW ERA?**  
**MODERATORS: BAUMAL CAROLINE, PILOTTO ELISABETTA**

Apellis

- 16:40 **BAUMAL CAROLINE** Welcome and Introduction
- 16:44 **PILOTTO ELISABETTA** Geographic Atrophy: Pathogenesis and diagnosis
- 16:52 **RACHITSKAYA ALEKSANDRA** Efficacy and safety of complement inhibition in GA
- 17:07 **ZWEIFEL SANDRINE** Structural and functional analyses of interest in GA
- 17:17 **ALL** Panel discussion

**17.30-18.55 DRY AMD: TREATMENT**  
**CHAIRS: KASHANI AMIR H., MONES JORDI, YANNUZZI LAWRENCE**

- 17:30 **VAJZOVIC LEJLA** The Efficacy and Safety of Avacincaptad Pegol in Geographic Atrophy: 24-Month Results From GATHER2
- 17:36 **HASSAN TAREK** Inhibition of Pathologic Macrophage Activity – The Next Frontier in the Management of Geographic Atrophy Associated with AMD
- 17:42 **BAUMAL CAROLINE** Complement inhibition of Geographic atrophy (GA)
- 17:48 **SCHMIDT-ERFURTH URSULA** Complement Inhibitor therapy effect on RPE and PR integrity in Geographic Atrophy
- 17:54 **TUFAIL ADNAN** Long term safety (24- 36 months) in GA therapy & effects of baseline characteristics incl fellow-eye involvement
- 18:00 **MONES JORDI** Safety of pegcetacoplan in the phase 3 OAKS and DERBY trials
- 18:06 **MOSHFEghi DARIUS M.** ONWARD Phase 2 Status Update on Oral Anti-Factor D (Danicopan) for Treatment of Geographic Atrophy due to Age Related Macular Degeneration–Masked Baseline Demographics
- 18:12 **AUGUSTIN ALBERT** Metformin – an "old" drug and its effect on ageing and dry AMD
- 18:18 **GISBERT RICHARD** The Role of Photobiomodulation in the treatment of dry AMD
- 18:24 **SZURMAN PETER** Subretinal PIXIUM chip implantation in geographic atrophy in AMD for bionic vision
- 18:30 **LE MER YANNICK** Preliminary one year results of PRIMAVERA, a multicenter study of vision restoration with implantation of a wireless chip in geographic atrophy
- 18:36 **SAVASTANO ALFONSO** Cord Blood – Platelet Rich Plasma (CB-PRP) in Dry AMD
- 18:42 **HO ALLEN** Gene Therapy for Neovascular and Atrophic AMD
- 18:48 **Discussion**

**Rome,**  
November 30,  
December 1, 2 and 3,  
2023

Rome Cavalieri, A Waldorf Astoria  
Hotel Congress Center

**FLORetina** 2023  
under the patronage of  
Gemelli  
ICOR 2023  
11<sup>th</sup> International Congress on OCT  
and OCT angiography in Rome

**SATURDAY 2 DECEMBER**

**CAVALIERI 1 ROOM**

**08.00-12.30 LIVE SURGERY**

**MODERATORS:** D'AMICO DONALD J., ECKARDT CLAUS, OZDEK SENGUL

**MODERATORS FROM AUDITORIUM:** DE MOLFETTA VITO, FARALDI FRANCESCO, FERRONE PHILIP,  
FIORMONTE FABIO, MAHMOUD TAMER, WILLIAMSON TOM

**SURGEONS:**

**ITALY (ROME):** VENTRE LUCA, RIZZO STANISLAO, PATELLI FABIO, SAVASTANO ALFONSO, ROMANO MARIO, MARINO ANTONIO, COPPOLA MICHELE, GUIGOU SEBASTIEN, ROSSI TOMMASO,  
DI SIMPLICIO SANDRO, CAPOROSSI TOMASO, BARCA FRANCESCO, AL SABTI KHALID, EL RAYES EHAB

**12.30-13.25 RETINAWES**

**ORGANIZER:** REZAEI KOUROUS

**PANEL:** BOSCIA FRANCESCO, FAYYAD FAISAL, GARCÍA-ARUMÍ JOSÉ, GOTZARIDIS STRATOS,  
KADONOSONO KAZUAKI, PATELLI FABIO, PERTILE GRAZIA, RACHITSKAYA ALEKSANDRA,  
RIZZO STANISLAO

**13.25-14.10 LUNCH SYMPOSIUM (ALCON)  
EYE TO EYE**

**MODERATOR:** RIZZO STANISLAO

13:25 **RIZZO STANISLAO** Welcome and introduction  
13:30 **TADAYONI RAMIN** Video 1: Positive impact of Constellation innovations in my surgical cases  
13:38 **FIGUEROA MARTA** Video 2: When Hypervit cut speed and tip design matters the most  
13:46 **JALIL ASSAD** Video 3: Maximizing my ILM peeling procedures with  
Finesse sharkskin / Finesse Reflex  
13:54 **FERRARA VINCENZO** Video 4: Visualization and Constellation integration  
14:02 Closing remarks

**14.10-14.30 BRUNO LUMBROSO LECTURE** from CAVALIERI 2 room  
**STAURENGHI GIOVANNI** OCT: past and future

**14.30-15.30 VITAL DYES AND INTRAOCULAR TAMPONADES  
UNDER THE PATRONAGE OF ESASO**

**CHAIRS:** KADONOSONO KAZUAKI, ROMANO MARIO, SZURMAN PETER, WILLIAMSON TOM

14:30 **DELL'OMO ROBERTO** Identifying vitreous cortex remnants: safety and efficacy of vitreous staining  
14:36 **ROSSI TOMMASO** Retina angle contact of intraocular tamponades: clinical implications  
14:42 **ROMANO MARIO** InTraocular EMulsion of Silicone oil (ITEMS) grading system:  
an evidence-based expert-led consensus (Online ahead of print su RETINA)  
14:48 **KADONOSONO KAZUAKI** How to enhance membrane visualization: filters and dyes  
14:54 **WILLIAMSON TOM** Computer simulation of errors in gas tamponade, implications for clinical care  
15:00 **SZURMAN PETER** Hyaluronic acid-based vitreous substitutes: is it a real surgical option?  
15:06 **MAVI YILDIZ AYSEGUL** The influence of crescent-shaped selective internal limiting membrane  
staining on vital dye toxicity in temporal inverted flap technique  
15:12 **FERRARA MARIANTONIA** EU and restrictions for the use of PFAS: where are we now?  
15:18 Discussion

**Alcon**



**Rome,**  
November 30,  
December 1, 2 and 3,  
2023

Rome Cavalieri, A Waldorf Astoria  
Hotel Congress Center

**FLO**Retina **2023**  
under the patronage of  
Gemelli  
ICOR  
11<sup>th</sup> International Congress on OCT  
and OCT angiography in Rome

**SATURDAY 2 DECEMBER**

**CAVALIERI 1 ROOM**

**15.30-17.00 SURGICAL INNOVATION  
UNDER THE PATRONAGE OF RWC  
CHAIRS: CHOW DAVID, HASSAN TAREK, REZAEI KOUROUS**



RETINA WORLD CONGRESS

- 15:30 *CHOW DAVID* New instrumentation in Retina Surgery  
15:36 *HASSAN TAREK* Advancing Safety of Vitreous Surgery – Inside the Eye and Out  
15:42 *BARAK ADIEL* Bio-printing of a three-layer retina using personalized matrigel  
15:48 *TOGNETTO DANIELE* Advantages of intraoperative OCT in challenging cases  
15:54 *MATONTI FREDERIC* Fluorescent surgery: Advancements in intraocular surgery  
16:00 *STALMANS PETER* Clinical trial to evaluate the use of disposable viewing lenses during vitrectomy surgery  
16:06 *ROMANO MARIO* The impact of double-bladed, high-flow and infusion compensation: optimizing intraoperative performance  
16:12 *SCHWARTZ STEVEN D.* AI Driven Robotic MicroSurgery- The Horizon  
16:18 *GISBERT RICHARD* Limitations of visual prosthetics - Retinachip  
16:24 *KEEGAN DAVID* The Next Generation Implantable Telescope (SING) comparisons with the Self Assembly WA-NG version  
16:30 *KADONOSONO KAZUAKI* Clinical use of exosome for autologous retinal transplantation; a pilot study  
16:36 *CAPONE ANTONIO* Regenerative ocular therapy - from laboratory to bedside  
16:42 *LOEWENSTEIN ANAT* Novel use of intra-op OCT integrated with exoscope  
16:47 Discussion

**17.00-17.45 ENHANCED SURGICAL VISUALIZATION  
CHAIRS: CHOW DAVID, CLAES CARL, ECKARDT CLAUS**

- 17:00 *CHOW DAVID* Ngenuity 15 - Optimizing Visualization for 3d Visualization systems  
17:05 *LOEWENSTEIN ANAT* BEYEONICS The unique use of iOCT into Augmented Reality exoscope  
17:10 *MASTROPASQUA RODOLFO* ZEISS 3D visualization and intraoperative OCT Status quo and outlook on the future  
17:15 *PRIGLINGER SIEGFRIED* BAUSCH&LOMB Changing the Way We Look Innovative Fully Digital Visualization Platform  
17:20 *TOTH CYNTHIA* Using OCT in surgery  
17:25 Discussion

**17.45-18.45 SURGERY: FIX THAT RETINA  
CHAIRS: CHOW DAVID, REZAEI KOUROUS**

*VAJZOVIC LEJLA* Team Gladiators  
*TADAYONI RAMIN* Team Gladiators  
*REZENDE FLAVIO* Team Gladiators

*LOEWENSTEIN ANAT* Team Spartans  
*FORLINI MATTEO* Team Spartans  
*MURA MARCO* Team Spartans

*OZDEK SENGUL* Team Immortals  
*BALI ERNESTO* Team Immortals  
*EL RAYES EHAB* Team Immortals

**Rome,**  
November 30,  
December 1, 2 and 3,  
2023

Rome Cavalieri, A Waldorf Astoria  
Hotel Congress Center

**FLORetina** 2023  
under the patronage of  
Gemelli  
UNIVERSITÀ  
LA SAPIENZA  
ROMA  
**ICOR** 2023  
11<sup>th</sup> International Congress on OCT  
and OCT angiography in Rome

## SATURDAY 2 DECEMBER

### BELLE ARTI ROOM

#### 08.30-09.50 **ADVANCED IMAGING OF RETINAL DISEASES - UNDER THE PATRONAGE OF S.I.R.**

**CHAIRS: FRIBERG THOMAS, NGUYEN QUAN DONG, PILOTTO ELISABETTA**



- 8:30 **BANDELLO FRANCESCO** Hyper-Reflective Band in Retinitis Pigmentosa  
8:36 **LEROY BART ROSAH** Syndrome  
8:42 **FALSINI BENEDETTO** Research on Retinal Remodelling in ABCA4-related Macular Dystrophy: Morpho-Functional Correlations  
8:48 **CIARDELLA ANTONIO** Multimodal imaging of Malattia Leventinese  
8:54 Discussion  
9:00 **SIDDIQI HALEEMA** Comparison between microperimetry devices in healthy and diseased eyes  
9:06 **FRIBERG THOMAS** Predicting retinal function from OCTs in hereditary retinal diseases  
9:12 **BEHAR COHEN FRANCINE** RPE in CSCR using AO-TFI imaging  
9:18 **CHHABLANI JAY** 3-dimensional Choroidal contour mapping - clinical applications  
9:24 **ZUR DINAH** Topographic Correlation Between Anatomical and Functional Macular Measures in Patients Treated with Hydroxychloroquine - An OCT and Multifocal Electroretinogram Study  
9:30 **CAPONE ANTONIO** Wnt retinopathies - understanding and management  
9:36 Discussion

#### 09.50-11.10 **IMAGING TECH**

**CHAIRS: FUJIMOTO JAMES, JIA YALI, ROSENFELD PHILIP J.**

- 9:50 **FAWZI AMANI** Imaging the retinal pericytes in vivo: understanding diabetic retinopathy on a cellular level  
9:56 **GIRAY ERSÖZ** Visualization and Quantitative Measurement Methods of Henle Fiber Layer  
10:02 **MALTSEV DMITRII** Factors defining density of retinal macrophage-like cells displayed with optical coherence tomography  
10:08 **ERGINAY ALI** Assessment of Natural Colour Images obtained by addition of blue reflectance laser to UWF Optomap red/green  
10:14 Discussion  
10:20 **KASHANI AMIR H.** Retinal capillary flux as a novel biomarker of capillary perfusion  
10:26 **STANGA PAULO** New Imaging Technologies for the Assessment of the Peripheral Vitreoretinal Interface and Retina and Simultaneous Ultra Widefield FFA/ICG Angiography with Navigated SS-OCT  
10:32 **PIRCHER MICHAEL** Retinal vasculature as seen by adaptive optics optical coherence tomography  
10:38 Discussion  
10:44 **STAURENGHI GIOVANNI** OCT high resolution  
10:50 **FUJIMOTO JAMES** Motion corrected volumetric imaging with high resolution OCT enables mapping of basal laminar deposits and hyperreflective foci  
10:58 Discussion

#### 11.10-12.15 **OCULOMICS AND BIOMARKERS**

**CHAIRS: KASHANI AMIR H., PARRAVANO MARIACRISTINA, PECE ALFREDO**

- 11:10 **KASHANI AMIR H.** Optical coherence tomography angiography based metrics from the Framingham Heart Study Cohort: Lessons from a large OCTA study  
11:16 **ZWEIFEL SANDRINE** Eye and Heart  
11:22 **SADDA SRINIVAS** The choriocapillaris as a new biomarker for Alzheimer's disease  
11:28 **CENNAMO GILDA, COSTAGLIOLA CIRO** Ocular biomarkers in neurodegenerative disease  
11:34 **PARRAVANO MARIACRISTINA** Progression biomarkers of microvascular and photoreceptor changes upon long term evaluation in type 1 diabetes  
11:40 **PILOTTO ELISABETTA** Early retinal and choroidal changes in children with new onset type 1 diabetes



**Rome,**  
November 30,  
December 1, 2 and 3,  
2023

Rome Cavalieri, A Waldorf Astoria  
Hotel Congress Center

**FLORetina** 2023  
under the patronage of  
Gemelli  
11<sup>th</sup> International Congress on OCT  
and OCT angiography in Rome

## SATURDAY 2 DECEMBER

### BELLE ARTI ROOM

- 11:46 **SCORCIA VINCENZO** Time In Range And Capillary Vessel Density In Subjects With Type 1 Diabetes And Without Diabetic Retinopathy
- 11:52 **BALDASCINO ANTONIO** Study of electrofunctional and morphofunctional changes of retina and choroid vascularization after endarterectomy of carotid artery
- 11:58 **MINNELLA ANGELO MARIA** Ocular Morpho-Functional Evaluation in ATTRv Pre-Symptomatic Carriers: A Case Series
- 12:04 **RACHITSKAYA ALEKSANDRA** Multimodal Retinal Imaging in Adults with a History of Prematurity
- 12:10 Discussion
- 12.15-13.15 VISION ACADEMY: ARTIFICIAL INTELLIGENCE IN RETINAL DISEASE DIAGNOSIS AND MANAGEMENT: PRACTICAL EXAMPLES AND IMPLICATIONS**  
**CHAIRS: LOEWENSTEIN ANAT, TADAYONI RAMIN**
- 12:15 **CHAIRS** Introduction to the Vision Academy
- 12:25 **LOEWENSTEIN ANAT** AI-based insights in exudative retinal diseases
- 12:30 **TUFAIL ADNAN** Validation of AI for DR screening
- 12:35 **BANDELLO FRANCESCO** Rate of misclassification of DR using an AI-detection tool
- 12:40 **ZUR DINAH** The British-Israeli project for algorithm-based management of AMD (BI-AMD)
- 12:45 **PETO TUNDE** AMD and AI: where to now?
- 12:50 **ALL** Panel discussion
- 13.15-14.10 VISIT THE POSTER EXHIBITION**
- 14.10-14.30 BRUNO LUMBROSO LECTURE** from CAVALIERI 2 room  
**STAURENGHI GIOVANNI** OCT: past and future
- 14.30-15.30 INSTRUCTIONAL COURSE: PACHYCHOROID SPECTRUM DISEASES: NEW INSIGHTS INTO DIAGNOSIS AND TREATMENT**  
**ORGANIZER: SARRAF DAVID**  
**CHAIRS: FREUND K. BAILEY, IOVINO CLAUDIO, SARRAF DAVID**
- 14:30 **CHEUNG GEMMY** The Pachychoroid Spectrum: Classification and Diagnosis
- 14:36 **FREUND K. BAILEY** Ultra-Widefield Imaging and Patterns of Choroidal Venous Insufficiency in PDS
- 14:42 **CHHABLANI JAY** Choroidal Vasculature Index in PDS
- 14:48 **DEMIREL SIBEL** OCTA in PDS
- 14:54 **IOVINO CLAUDIO** Evidence Based Treatments in Central Serous Chorioretinopathy: An Overview
- 15:00 **BOUSQUET ELODIE** Peripapillary Pachychoroid Syndrome: Treatment Options
- 15:06 **SARRAF DAVID** Pachyvittelliform Maculopathy (PVM): A New Member of the Pachychoroid Spectrum
- 15:12 **SADDA SRINIVAS** Polypoidal Choroidal Vasculopathy/ Aneurysmal Type 1 MNV
- 15:18 Discussion
- 15.30-16.30 RETINAL CAPILLARY RBC DYNAMICS**  
**ORGANIZER: KASHANI AMIR H.**  
**CHAIRS: FUJIMOTO JAMES, KASHANI AMIR H.**
- 15:30 **FUJIMOTO JAMES** Retinal blood flow speed quantification at the capillary level using Variable Interscan Time Analysis (VISTA)
- 15:38 **WANG RUIKANG, ROSENFELD PHILIP J.** Retinal capillary velocimetry achieved by OCTA scanning protocol
- 15:46 **KASHANI AMIR H.** Retinal capillary velocimetry in health and disease: What are the potential applications?
- 15:54 **ZHANG YUHUA** Retinal vascular mechanical properties revealed by higher-order hemodynamics

**Rome,**  
November 30,  
December 1, 2 and 3,  
2023

Rome Cavalieri, A Waldorf Astoria  
Hotel Congress Center

**FLO**Retina **2023**  
under the patronage of  
Gemelli  
11<sup>th</sup> International Congress on OCT  
and OCT angiography in Rome

## SATURDAY 2 DECEMBER

### BELLE ARTI ROOM

- 16:02 **DE SMET MARC** Jammin' in the Dark! Illuminating Sub-Clinical Sickle Cell Activities using Dynamic OCT Angiography and Adaptive Optics SLO
- 16:10 Discussion
- 16.30-17.30 COMPLEX AND TUMOR VITREORETINAL SURGERY**  
**CHAIRS: DAMATO BERTIL, GISBERT RICHARD, HEIMANN HEINRICH**
- 16:30 **GISBERT RICHARD** Intraocular Worm larva Diagnosis and Treatment
- 16:36 **WILLIAMS BASIL K.** Surgical Diagnosis of Vitreoretinal Lymphoma
- 16:42 **OZDEK SENGUL** Coats disease: Surgical and medical perspective
- 16:48 **GARCÍA-ARUMÍ JOSÉ** Surgical management of vascular tumors of the retina
- 16:54 **DAMATO BERTIL** Choroidal tumor biopsy
- 17:00 **WILLIAMS BASIL K.** Vitreoretinal Surgery in Patients with Intraocular Tumors
- 17:06 **HEIMANN HEINRICH** Surgical treatment of exudative retinal detachment following radiotherapy of uveal melanoma
- 17:12 Discussion
- 17.30-18.40 VASCULAR PATHOLOGIES**  
**CHAIRS: LANZETTA PAOLO, LUPIDI MARCO, REGILLO CARL D.**
- 17:30 **ERGINAY ALI** Analyse and comparison of choroidal vascularization in healthy subjects and different pathologies using Ultra wide-field swept source OCT
- 17:36 **CICINELLI MARIA VITTORIA** Learning from long-term data: retinal vein occlusion
- 17:42 **AVITABILE TERESIO** Retinal ischaemic index and oct angiography in retinal vein occlusion
- 17:48 **JIA YALI** Retinal capillary occlusion identified and characterized by OCTA
- 17:54 **PIERRO LUISA** In vivo perfusion and structural characterization of lamina cribrosa in eyes with crvo
- 18:00 **SARRAF DAVID** Detection of PAMM can Prevent Blindness and Death
- 18:06 Discussion
- 18:11 **PETO TUNDE** From natural history study to clinical trial: the power of collaboration in Macular Telangiectasia
- 18:17 **GAUDRIC ALAIN** Connection between retinal layer abnormalities in Mactel 2: an OCT/OCTA/AO study
- 18:22 **MAHMOUD TAMER** Surgical Management of Macular Holes in Macular Telangiectasia Type 2 Results of the Global Study
- 18:28 **FAYYAD FAISAL** Vitreous Surgery in Exudative Retinal Detachment in Coats Disease
- 18:34 Discussion

### ELLISSE ROOM

**08.30-09.30 INSTRUCTIONAL COURSE: SUBRETINAL DRUSENOID DEPOSITS**  
**ORGANIZER: TUFAIL ADNAN**  
**CHAIRS: TUFAIL ADNAN, ZWEIFEL SANDRINE**

- 8:30 **ZWEIFEL SANDRINE** Clinical grading systems RPD
- 8:38 **SCHWARTZ ROY** AI applications to understand associations of RPD
- 8:46 **QUERQUES GIUSEPPE** RPD & AMD clinical implication
- 8:54 **CURCIO CHRISTINE A.** Pathology of RPD
- 9:02 **TUFAIL ADNAN** Non-AMD associations of RPD
- 9:10 **ROSENFELD PHILIP J.** RPD & choriocapillaris
- 9:18 Discussion

**Rome,**  
November 30,  
December 1, 2 and 3,  
2023

Rome Cavalieri, A Waldorf Astoria  
Hotel Congress Center

**FLORetina** 2023  
under the patronage of  
Gemelli  
UNIVERSITÀ  
LA SAPIENZA  
ROMA  
**ICOR** 2023  
11<sup>th</sup> International Congress on OCT  
and OCT angiography in Rome

## SATURDAY 2 DECEMBER

### ELLISSE ROOM

#### **09.30-10.30 INSTRUCTIONAL COURSE: EN FACE OCT OF MACULAR DRUSEN: INTRODUCING A NEW ALGORITHM FOR MORE ACCURATE DIAGNOSIS**

**ORGANIZER: SARRAF DAVID**

**CHAIRS: CURCIO CHRISTINE A., SARRAF DAVID**

- 9:30 **SARRAF DAVID** Introduction: Overview of Drusen Subtypes  
9:38 **QUERQUES GIUSEPPE** Drusen and SDD and Vitelliform Lesions  
9:46 **CURCIO CHRISTINE A.** Histology of drusen, high-risk and low-risk  
9:54 **VOICHANSKI SHILO** Cuticular Drusen and New En Face OCT Algorithm  
10:02 **SADDA SRINIVAS** Mineralized Drusen and Hyporeflective Cores  
10:10 **SARRAF DAVID** Trizonal Distribution of Drusen and SDD  
10:18 Discussion

#### **10.30-11.15 BREAKFAST SYMPOSIUM (OPTOS) RECENT ADVANCED IN UWF OCT AND MULTIMODAL IMAGING**



- 10:30 **QUERQUES GIUSEPPE** Geographic and Peripheral atrophy: a quantitative analysis with Ultra-Widefield autofluorescence  
10:45 **BACHERINI DANIELA** Ultra-widefield Peripheral SS OCT in vitreoretinal diseases  
11:00 **FAWZI AMANI** Ultrawide field imaging in DR: how does it impact our clinical care

#### **11.15-12.15 INSTRUCTIONAL COURSE: VISUAL FUNCTION BEYOND VISUAL ACUITY: THE NOVEL APPROACH FOR EVALUATING THE NEW MACULAR THERAPIES**

**COORDINATOR: MIDENA EDOARDO**

- 11:15 **MIDENA EDOARDO** Visual function in macular diseases: the clinical value in new therapies for macular degenerations  
11:23 **PILOTTO ELISABETTA** Low luminance visual acuity  
11:31 **MIDENA EDOARDO** Microperimetry: misnomer or misuse?  
11:39 **BORRELLI ENRICO** Macular function and morphology in diabetics  
11:47 **MOLIN CAROLINA** Reading abilities  
11:55 Discussion

#### **12.15-13.15 INSTRUCTIONAL COURSE: NEW PHENOTYPES AND PATHOGENESIS OF RETINAL DISEASES**

**ORGANIZER: QUERQUES GIUSEPPE**

**CHAIRS: QUERQUES GIUSEPPE, SACCONI RICCARDO**

- 12:15 **SARRAF DAVID** PachyVitelliform Maculopathy  
12:23 **FRAGIOTTA SERENA** LeptoVitelliform Maculopathy  
12:31 **FREUND K. BAILEY** Stellate Macular Choroidopathy (SMACH): Clinical and Multimodal Imaging Features  
12:39 **SACCONI RICCARDO** Subclinical age-related angioid streaks: treatment response of a new age-related degenerative macular phenotype  
12:47 **QUERQUES GIUSEPPE** Geographic Atrophy-associated Intraretinal Neovascularization (GAIN): a novel clinical entity  
12:55 **SADDA SRINIVAS** Atrophy and fibrosis in neovascular AMD: 2-sides of the same coin  
13:03 Discussion

#### **13.25-14.10 LUNCH SYMPOSIUM (OPTOPOL) AIO OCT TECHNOLOGY INNOVATION AND CLINICAL PRACTICE**



- 13:25 **BELLUCCI ROBERTO** Usefulness of a multifunctional OCT in refractive and cataract surgery, general pre and post-surgical evaluations  
13:40 **WYLEGALA ADAM** Beyond the Slit Lamp: Unveiling the Anterior Segment OCT Advantage in Ophthalmology  
13:55 **SIKORSKI BARTOSZ** Outstanding new features in the REVO OCT series

**Rome,**  
November 30,  
December 1, 2 and 3,  
2023

Rome Cavalieri, A Waldorf Astoria  
Hotel Congress Center

**FLORetina** 2023  
under the patronage of  
Gemelli  
ICOR 2023  
11<sup>th</sup> International Congress on OCT  
and OCT angiography in Rome

**SATURDAY DECEMBER 10**

**ELLISSE ROOM**

**14.10-14.30 BRUNO LUMBROSO LECTURE** from CAVALIERI 2 room  
**STAURENGHI GIOVANNI** OCT: past and future

**14.30-15.30 INSTRUCTIONAL COURSE: DIABETIC RETINOPATHY NOVELTIES IN IMAGE ANALYSES**  
**ORGANIZERS: TADAYONI RAMIN, TING DANIEL, VUJOSEVIC STELA**

14:30 **COUTURIER AUDE** OCTA in diabetic retinopathy: change over time  
14:40 **TADAYONI RAMIN** OCTA in diabetic retinopathy: spatial change  
14:50 **FAWZI AMANI** Pericytes in diabetic retinopathy: can we image them, and when do they die?  
15:00 **VUJOSEVIC STELA** Multimodal imaging of Inner Retinal Layers and retinal function in DR  
15:10 **TING DANIEL** Novel AI Technologies for DR and DME  
15:20 Discussion

**15.30-16.30 IVEG COURSE: INNOVATIVE DRUGS, ADVANCED DELIVERY METHODS AND EXTENDED DURATION - EXPLORING THE NEW FRONTIERS OF RETINAL DISEASE TREATMENTS**  
**CHAIRS: KUPPERMANN BARUCH, LANZETTA PAOLO, LOEWENSTEIN ANAT**

15:30 **KOROBELNIK JEAN-FRANCOIS** Long lasting intravitreal drugs: Faricimab and Aflibercept 8 mg  
15:37 Discussion  
15:40 **LANZETTA PAOLO** OTX-TKI Axitinib: Intravitreal Hydrogel Implant  
15:47 Discussion  
15:50 **VUJOSEVIC STELA** Beyond Complement Inhibition: Innovative Strategies for Targeting Geographic Atrophy  
15:57 Discussion  
16:00 **SARAO VALENTINA** Oral Drug Pipeline for Retinal Conditions  
16:07 Discussion  
16:10 **VERITTI DANIELE** The Suprachoroidal Route  
16:17 Discussion  
16:20 **LEROY BART** RNA-based Therapeutics for Retinal Diseases  
16:27 Discussion

**16.30-17.15 AFTERNOON SYMPOSIUM (INTALIGHT)**  
**NEW DEVELOPMENT WITH SWEEP-SOURCE WIDE FIELD OCTA**  
**CHAIRS: JIA YALI, STANGA PAULO, EL MAFTOUHI ADIL**

16:30 **JIA YALI** Ultrawide Structural and Angiographic OCT of Inherited Retinal Disorders  
16:45 **STANGA PAULO** New Navigated Ultra Widefield OCT Technology to explore the Mid and Cortical Vitreous and the Vitreoretinal Interface  
17:00 **EL MAFTOUHI ADIL** New Widefield OCT for both anterior and posterior segment

**17.15-18.15 MANAGING THE EVOLVING PHARMACOTHERAPY LANDSCAPE: BIOSIMILARS AND NEXT-GENERATION ANTIANGIOGENIC THERAPIES**  
**ORGANIZER: SADDA SRINIVAS**

17:15 **LOEWENSTEIN ANAT** Steroids for DME in the era of anti-VEGF therapy  
17:25 **TADAYONI RAMIN** Role of brolucizumab in the management of exudative maculopathies  
17:35 **SADDA SRINIVAS** Dual target therapy with faricimab: is two better than one?  
17:45 **VUJOSEVIC STELA** HD Aflibercept for DME and nAMD  
17:55 **BRESSLER SUSAN** Biosimilars -- what are they and where do they fit in?  
18:05 **ALL** Panel Discussion with cases

**Intalight**



**Rome,**  
November 30,  
December 1, 2 and 3,  
2023

Rome Cavalieri, A Waldorf Astoria  
Hotel Congress Center

**FLORetina** 2023  
under the patronage of  
Gemelli  
11<sup>th</sup> International Congress on OCT  
and OCT angiography in Rome

## SATURDAY 2 DECEMBER

### CARAVAGGIO ROOM

#### 08.45-09.30 HIGHLIGHTED FREE PAPERS INNOVATIVE IMAGING

**CHAIRS: RUIZ MORENO JOSÉ MARIA, ROSENFELD PHILIP J., LUPIDI MARCO**

- 8:45 **HORMEL TRISTAN** Deep-learning-aided diagnosis of diabetic retinopathy, age-related macular degeneration and glaucoma based on structural and angiographic OCT
- 8:49 **CHHABLANI JAY** Three-dimensional choroidal surface curvature map in pathology: comparison with healthy controls
- 8:53 **RUIZ MORENO JOSÉ MARÍA** Choroidal thickness profile beyond the macula in emmetropic caucasian patients measured by widefield optical coherence tomography
- 8:57 **CORRADETTI GIULIA** Deep learning algorithm to assess nonneovascular AMD biomarkers on OCT: the slivit approach
- 9:01 **TRIVITZKI OMER** When iRORA is really cRORA
- 9:05 **RAIMONDI RAFFAELE** Real world outcomes of treatment resistant neovascular-age related macular degeneration switched from aflibercept to faricimab
- 9:09 **ROMANO FRANCESCO** Progressive choriocapillaris changes on OCT angiography correlate with stage progression in age-related macular degeneration
- 9:13 Discussion

#### 09.30-10.30 FLUORETINA COURSE

**ORGANIZERS AND CHAIRS: STAURENGHI GIOVANNI, COZZI MARIANO**

- 9:30 **STAURENGHI GIOVANNI** What fluoresce in the fundus
- 9:36 **PILOTTO ELISABETTA** Near infrared autofluorescence
- 9:42 **COZZI MARIANO** Quantitative autofluorescence and Color autofluorescence
- 9:48 **ZWEIFEL SANDRINE** The clinical use of autofluorescence 1 - AMD and miscellaneous
- 9:54 **CORVI FEDERICO** The clinical use of autofluorescence 2 - Tumors
- 10:00 **CICINELLI MARIA VITTORIA** The clinical use of autofluorescence 3 - Uveitis
- 10:06 Discussion

#### 10.30-11.15 HIGHLIGHTED FREE PAPERS INNOVATIVE THERAPIES

**CHAIRS: TADAYONI RAMIN, REGILLO CARL D., HOLZ FRANK**

- 10:30 **PILOTTO ELISABETTA** Outer retinal and choroidal changes in adolescents with long-lasting type 1 diabetes
- 10:34 **MONES JORDI** Intravitreal anx007, a selective classical complement inhibitor, as treatment for geographic atrophy secondary to age-related macular degeneration and impact on visual function measures: results of the archer study
- 10:38 **HADZIAHMETOVIC MAJDA** Photodynamic therapy for neovascular age-related macular degeneration in the era of injectables: meta-analysis of published studies and clinical trials
- 10:42 **STAURENGHI GIOVANNI** Investigating multimodal imaging to guide disease activity assessment in brolocizumab-treated patients with wet age-related macular degeneration: ad-interim results of imagine clinical study
- 10:46 **STANGA PAULO** Efficacy and safety of ct-p42 compared to reference aflibercept (afl) in diabetic macular edema (DME): 24-week results from the phase 3 ct-p42 31 study
- 10:50 **BARAK ADIEL** A novel device for simple, targeted drug delivery to the retina
- 10:54 **BANDELLO FRANCESCO** Efficacy and safety of mco-010 optogenetic therapy for vision restoration in patients with severe vision loss due to retinitis pigmentosa: 12-month results from a phase 2b, randomized, sham-controlled, multi-center, multi-dose, patient- and assessor-masked clinical trial (restore)
- 10:58 **REITER GREGOR** Intravitreal pegcetcaplan in geographic atrophy (GA): therapeutic effects on retinal pigment epithelium (RPE) and photoreceptor (pr) degeneration and function in the phase 3 clinical trials

**Rome,**  
November 30,  
December 1, 2 and 3,  
2023

Rome Cavalieri, A Waldorf Astoria  
Hotel Congress Center

**FLO**Retina **2023**  
under the patronage of  
Gemelli  
UNIVERSITÀ  
LA SAPIENZA  
11<sup>th</sup> International Congress on OCT  
and OCT angiography in Rome

## SATURDAY 2 DECEMBER

### CARAVAGGIO ROOM

- 11:02 **SAVASTANO MARIA CRISTINA** Safety and efficacy of intravitreal injection of Cord Blood and Platelet-Rich-Plasma (CB-PRP) in dry age-related macular degeneration (AMD)
- 11:06 **MINNELLA ANGELO MARIA** Update on Sozinibercept A new "trap" inhibitor of VEGF C and D under development for the treatment of nAMD
- 11:10 Discussion
- 11.15-13.15 OCULAR ONCOLOGY**  
**CHAIR: ANGI MARTINA, BLASI MARIA ANTONIETTA, DAMATO BERTIL, PAGLIARA MONICA MARIA**
- 11:15 **ANGI MARTINA** Uveal metastasis from rare cancers: a case series
- 11:25 **BLASI MARIA ANTONIETTA** Targeted Therapy for Choroidal Melanoma via suprachoroidal administration
- 11:35 **DAMATO BERTIL** Recurrence of choroidal melanoma after brachytherapy
- 11:45 **DI NICOLA MAURA** Updates in the management of uveal melanoma
- 11:55 **MAZZINI CINZIA** Metastatic uveal melanoma after conservative treatment: our experience and new therapeutic approaches
- 12:05 **PAGLIARA MONICA MARIA** Tumor microenvironment and uveal melanoma
- 12:15 **PELLEGRINI MARCO** Choroidal lymphoma: diagnostic value of a combined ICGA and OCT approach
- 12:25 **SAMMARCO MARIA GRAZIA** Multimodal imaging of amelanotic intraocular lesions
- 12:35 **WILLIAMS BASIL K.** Collaborative Ocular Oncology Group 2 Study: PRAME in Uveal Melanoma
- 12:45 Discussion
- 13.15-14.10 MEET THE EXHIBITORS AT THE EXPO AREA**
- 14.10-14.30 BRUNO LUMBROSO LECTURE** from CAVALIERI 2 room  
**STAURENGHI GIOVANNI** OCT: past and future
- 14.30-15.45 GLAUCOMA IN VITREORETINAL SURGERY**  
**CHAIRS: BOSCIA FRANCESCO, FIGUS MICHELE, GUIGOU SEBASTIEN, SAVASTANO ALFONSO**
- 14:30 **KEEGAN DAVID** Automated Detection of Glaucomatous Disc Changes using a Novel AI Algorithm (iKey) alongside Diabetic RetinaScreen Programme
- 14:36 **CENNAMO GILDA, COSTAGLIOLA CIRO** Imaging biomarkers in open angle glaucoma
- 14:42 **PIRCHER MICHAEL** Investigating characteristics of Henle's fiber layer in healthy and glaucoma eyes
- 14:48 **SAVASTANO ALFONSO** Management of ocular hypertension and glaucoma after vitreoretinal surgery
- 14:54 **GAMBINI GLORIA** Glaucoma after vitreoretinal surgery: is there a role for MIGS?
- 15:00 **BOSCIA FRANCESCO** Xen implant for glaucoma occurring as complication of pars plana vitrectomy
- 15:06 **LORENZI UMBERTO** Pars plana Baerveldt tube in silicone oil Glaucoma Surgical Technique tips and tricks
- 15:12 **GOTZARIDIS STRATOS** In-office managing the post-glaucoma surgery hypotony
- 15:18 **GUIGOU SEBASTIEN** Combined pars plana vitrectomy and endocyclophotocoagulation in eyes with neovascular glaucoma
- 15:24 **REZENDE FLAVIO** Endoscopic approach in Aqueous Misdirection post-MIGS
- 15:30 Discussion

**Rome,**  
November 30,  
December 1, 2 and 3,  
2023

Rome Cavalieri, A Waldorf Astoria  
Hotel Congress Center

**FLO**Retina **2023**  
under the patronage of  
Gemelli  
ICOR  
11<sup>th</sup> International Congress on OCT  
and OCT angiography in Rome

## SATURDAY 2 DECEMBER

### CARAVAGGIO ROOM

#### 15.45-16.30 INSTRUCTIONAL COURSE: TRAUMA COURSE

ORGANIZER: **CLAES CARL**

- 15:45 **CLAES CARL** Re-operations in trauma  
15:51 **MURA MARCO** 25G trauma repair  
15:57 **KOROBELNIK JEAN-FRANCOIS** Removal of IOFB: what tools do you need?  
16:03 **FAYYAD FAISAL** Surgical Management of Severe Ocular Injuries  
16:09 **TAMBURRELLI CIRO** Artificial iris with new material in postraumatic aniridia  
16:15 **GOTZARIDIS STRATOS** Management of a traumatic large vertical retinal break at the macular area  
16:21 **FRISINARINO** Pole to Pole Surgery in Ocular Trauma: Standardizing Surgical Steps  
16:27 Discussion

#### 16.30-17.45 INSTRUCTIONAL COURSE: SURGICAL TECHNIQUE FOR SUBRETINAL DELIVERY OF GENE THERAPY

ORGANIZER AND MODERATOR: **WAHEED NADIA**

CHAIRS: **HO ALLEN, LAUER ANDREAS, MACLAREN ROBERT, PATELLI FABIO, ROMANO MARIO, STALMANS PETER**

- 16:30 **HO ALLEN** Optimizing Surgical Delivery of Subretinal Gene Therapy: Video Analysis  
16:36 **MACLAREN ROBERT** Surgical tips for subretinal gene therapy  
16:42 **PATELLI FABIO** Pedal vs manual assisted subretinal injection in gene therapy  
16:48 **ROMANO MARIO** Forces balance in subretinal injection  
16:54 **STALMANS PETER** Clinical trial to develop a robotic system for subretinal injections  
17:00 **PETROU PETROS** Subretinal Gene Delivery vs Subretinal tPA: Unpacking the Contrast  
17:06 **DELLA CORTE MICHELE** Single vs multiple bleb injections: current experience and future perspectives  
17:12 Panel discussion

#### 17.45-18.45 INSTRUCTIONAL COURSE: RETINATECH: WHERE SURGERY MEETS TECHNOLOGY

ORGANIZER: **ROSSI TOMMASO**

CHAIRS: **ECKARDT CLAUS, ROSSI TOMMASO**

- 17:45 **ALL** Welcome and Introduction  
17:48 **GUIGOU SEBASTIEN** Endoscopy in vitrectomy: newer indications  
17:56 **DE SMET MARC** How to optimize subretinal delivery - experimental evidence  
18:04 **ROMANO MARIO** Infusion compensation for high flow vitrectomy  
18:12 **DI MARCO STEFANO** Biophotonic nano devices for visual restoration in retina degeneration  
18:20 **ROSSI TOMMASO** Retinal Image analysis: retinal dislocation measures  
18:28 Discussion

### LEONARDO ROOM

#### 08.45-10.15 FREE PAPERS - VASCULAR

CHAIRS: **GAUDRIC ALAIN, PIRCHER MICHAEL, VERITTI DANIELE**

- 8:45 **VITIELLO LIVIO** Simultaneous branch retinal artery and central retinal vein occlusion improved with no ocular therapy: a case report  
8:49 **PILI LORENZO** Foveal eversion is a negative imaging biomarker in central retinal vein occlusion  
8:53 **KUNZE LAURA** In vivo investigation of retinal vascular microstructures by adaptive-optics optical coherence tomography  
8:57 **ROMERO-MORALES VERONICA** Evaluation of paravascular inner retinal defects using en face OCT  
9:01 **KIRKOVA RADINA** Effects of catechine on visual function and retinal perfusion: an OCT-a study  
9:05 **DOUKH MERYEM** Assessment of macular microvascular changes in human immunodeficiency virus infection: an OCT angiography study

**Rome,**  
November 30,  
December 1, 2 and 3,  
2023

Rome Cavalieri, A Waldorf Astoria  
Hotel Congress Center

**FLORetina** 2023  
under the patronage of  
Gemelli  
11<sup>th</sup> International Congress on OCT  
and OCT angiography in Rome

## SATURDAY 2 DECEMBER

### LEONARDO ROOM

- 9:09 **GAVRIC ANA URŠULA** Bloody retina following cataract surgery: a case series of vancomycin-associated hemorrhagic occlusive retinal vasculitis
- 9:13 **NASER MOHAMED NAEEM** Ozurdex implant; beyond conventional use
- 9:17 **KOUMPOULIS IOANNIS** Love is blindness
- 9:21 **SOBERANES-PÉREZ JORGE** Proliferative retinopathy secondary to talc and cocaine
- 9:25 **AWADZI ROSSBY** The sickle eye collaborative: an illustration of patient-centric intervention development
- 9:29 **SALERNO GIULIO** Retinal racemose hemangioma in 50-years old women, a case report
- 9:33 **CIARMATORI NICOLÒ** Outcomes of feeder vessel ligation and tumor endoresection for retinal capillary hemangioblastoma (rch)
- 9:37 **FOSSATARO FEDERICA** Peripheral hemorrhages in elderly patients: the role of multimodal imaging in differential diagnosis a case report
- 9:41 **KIRKOVA RADINA** OCT-angiography in the diagnosis and follow-up of glaucoma: a novel approach
- 9:45 Discussion

#### 10.15-11.00 FREE PAPERS - INHERITED DISEASES 1

**CHAIRS: AUDDO ISABELLE, TESTA FRANCESCO, ARRIGO ALESSANDRO**

- 10:15 **COLOMBO LEONARDO** Genotypic and phenotypic characterization of a cohort of patients affected by rod cng channel-associated retinitis pigmentosa
- 10:19 **GIANNUZZI FEDERICO** Retinal pigment epithelium and outer retinal atrophy (RORA) in retinitis pigmentosa: functional, structural and genetic evaluation
- 10:23 **YUSUF IMRAN** slc24a1 mutations are a cause of autosomal recessive retinitis pigmentosa
- 10:27 **MARTELLA SALVATORE** Retinitis pigmentosa and pigmented paravenous retinochoroidal atrophy in the same patient: comprehensive evaluation of a case series
- 10:31 **AMATO ALESSIA** Development of a two-color dark-adapted perimetry protocol using and unmodified perimeter and characterization of two-color dark-adapted perimetry patterns in patients with retinitis pigmentosa
- 10:35 **COLOMBO LEONARDO** Dexamethasone implant versus topical carbonic anhydrase inhibitors in patients with bilateral retinitis pigmentosa-related cystoid macular edema – a prospective, paired-eye pilot study
- 10:39 **LIPPERA MYRTA** Long-term real-world outcomes of voretigene neparovec: the manchester experience
- 10:43 **LAUER ANDREAS** Subretinal gene therapy drug agtc-501 for x-linked retinitis pigmentosa phase 2 randomized, controlled, multicenter clinical trial (skyline) 3-month results
- 10:47 Discussion

#### 11.00-11.45 FREE PAPERS - INHERITED DISEASES 2

**CHAIRS: SIMONELLI FRANCESCA, LEROY BART, HUANG SUBER**

- 11:00 **BARBIERI LUCREZIA** Unraveling the differences between stargardt disease, central areolar choroidal dystrophy and geographic atrophy: the scoop study
- 11:04 **ABDALLA MARAM** Correlation of hyperautofluorescent ring with outer retinal anatomy in rod-cone dystrophy
- 11:08 **KESIM CEM** Automated segmentation of henle's fiber layer in cone dystrophy patients enhanced with multilayer input
- 11:12 **TRINCO ANDREA** Incidence, characteristics and clinical outcomes of macular neovascularization in extensive macular atrophy with pseudodrusen-like appearance (EMAP)
- 11:16 **GOSWAMI PRAGYA** Mitochondrial disease related to heteroplasmy misdiagnosed as armd: a case report



**Rome,**  
November 30,  
December 1, 2 and 3,  
2023

Rome Cavalieri, A Waldorf Astoria  
Hotel Congress Center

**FLO**Retina **2023**  
under the patronage of  
Gemelli  
11<sup>th</sup> International Congress on OCT  
and OCT angiography in Rome

## SATURDAY 2 DECEMBER

### LEONARDO ROOM

- 11:20 **BUONAMASSA ROSA** Neurovascular retinal impairment in early-treated adults with phenylketonuria: a cross-sectional, case-control study
- 11:24 Discussion
- 11.45-12.30 FREE PAPERS - DIABETIC RETINOPATHY 1: IMAGING  
CHAIRS: FAWZI AMANI, COUTURIER AUDE, PETO TUNDE**
- 11:45 **BROGELLI SILVIA** Diabetic retinopathy and angio-OCT routine controls
- 11:49 **SANTOS ANA RITA** A conversion model for OCTa vessel density metrics in diabetic eyes: angiovue vs cirrus angioplex
- 11:53 **HOFFMANN SIMON** OCT angiography based longitudinal ischemia morphology analysis in 42 patients over three years does not reveal evidence supporting diabetic macular ischemia progression phenotypes
- 11:57 **ESTAWRO RANIA** Diabetic foveal neovascularization is associated with diminished subfoveal choroidal flow on optical coherence tomography angiography
- 12:01 **VIGGIANO PASQUALE** The impact of diabetic retinopathy on the choriocapillaris in neovascular age-related macular degeneration
- 12:05 **ARRIGO ALESSANDRO** Digital histology of retinal microaneurysms as provided by dense b-scan (dart) angiography: pathogenic insights and clinical application in diabetic retinopathy
- 12:09 **HUBER KIM LIEN** Microaneurysm detection rate in advanced diabetic retinopathy – a multimodal imaging approach
- 12:13 **HEIKO STINO** Multimodal widefield imaging for assessment of diabetic lesions and retinal ischemia
- 12:17 Discussion
- 12.30-13.15 FREE PAPERS - DIABETIC RETINOPATHY 2 & DME: TREATMENT  
CHAIRS: NICOLÓ MASSIMO, BORRELLI ENRICO**
- 12:30 **SEGURA FERNÁNDEZ-NOGUERAS VICTORIA** Gut microbiota and diabetic retinopathy: should we pay more attention to the gut-retina axis?
- 12:34 **MILAN SERENA** Early real life experience with brolicizumab for diabetic macular edema in a tertiary referral center
- 12:38 **ALOVISI CAMILLA** Initial clinical experience with faricimab in diabetic macular edema in an italian tertiary centre
- 12:42 **DINAH CHRISTIANA** Real-world experience of faricimab in the treatment of nAMD and dmo in a multi-ethnic cohort across the nwl sector: the first 1000 injections
- 12:46 **CHIOSI FLAVIA** Short-term outcomes of intravitreal faricimab (ivf) in a real-world setting
- 12:50 **GIANCIPOLI ERMETE** Real-world outcomes of a loading phase with intravitreal faricimab in patients with neovascular age-related macular degeneration (n-AMD) and diabetic macular edema (DME)
- 12:54 **SOBERANES-PÉREZ JORGE IVAN** Dissect and conquer
- 12:58 **ALGETHAMI AHMED** Persistent subretinal fluid following diabetic tractional retinal detachment repair: risk factors, natural history, and management outcomes
- 13:02 Discussion
- 14.30-16.00 FREE PAPERS - MACULAR SURGERY 1: MH + MACULAR SURGERY 2: ERM + MH  
CHAIRS: CAPOROSSI TOMASO, CRAWFORD COURTNEY, GOVETTO ANDREA,  
MASTROPASQUA RODOLFO**
- 14:30 **MERCURI STEFANO** Multimodal imaging analysis and morphological correlation of supra-rpe granular deposits in full thickness macular holes
- 14:34 **MAROLO PAOLA** Vitrectomy in small idiopathic macular hole (small) study report 1: internal limiting membrane peeling versus no peeling
- 14:38 **ALASIL TAREK** Autologous retinal transplant for refractory macular holes: surgical decisions and techniques

**Rome,**  
November 30,  
December 1, 2 and 3,  
2023

Rome Cavalieri, A Waldorf Astoria  
Hotel Congress Center

**FLORetina** 2023  
under the patronage of  
Gemelli  
ICOR  
11<sup>th</sup> International Congress on OCT  
and OCT angiography in Rome

## SATURDAY 2 DECEMBER

### LEONARDO ROOM

- 14:42 **EHNAIDY ABDELRAOUF** A new approach, large and medium sized as well as small macular hole surgery with inverted multi-layer internal limiting membrane flap plus only air tamponade, and 1-day prone positioning
- 14:46 **SERRA RITA** Importance of facedown post-operative positioning in idiopathic macular holes surgically treated with inverted internal limiting membrane flap technique
- 14:50 **IANNETTA DANILO** Epiretinal implant of human amniotic membrane to treat highly myopic macular hole retinal detachments: a novel surgical technique
- 14:54 **DE ANGELIS LORENZO** Hyaluronic acid and ham plug subretinal implant to promote closure of refractory ftmh
- 14:58 **AHMED SHAHANAZ** Delayed closure of a full-thickness macular hole after pars plana vitrectomy with ilm flap
- 15:02 **PELLEGRINI FRANCESCO** Intravitreal dexamethasone implant for the treatment of persistent macular hole
- 15:06 **MUS ERIK** relaxing retinotomy in recurrent and refractory full-thickness macular holes: the state of the art
- 15:10 **CATANIA FIAMMETTA** Phenomenology of spontaneous closure in degenerative and mixed type lamellar macular hole
- 15:14 **LIPPERA MYRTA** preoperative predictors of surgical outcomes in lamellar macular holes: a volumetric analysis
- 15:18 **NICOLOSI CRISTINA** Pars plana vitrectomy for the treatment of lamellar macular hole: long-term follow up
- 15:22 **MATSUI YOSHITSUGU** Prognostication of post-operative visual acuity in erm focusing on raster information from central fovea OCT images vs vector information
- 15:26 **GALLIO STEFANO** Anatomic and functional changes after internal limiting membrane peeling assessed by microperimetry and non-invasive retinal multimodal imaging
- 15:30 **OZCALISKAN SEHNAZ** Peripapillary structural and microvascular alterations after vitrectomy with internal limiting membrane peeling for idiopathic epiretinal membrane
- 15:34 **PASTORE MARCO** Long term macular changes after epiretinal membrane surgery: are foveation processes involved?
- 15:38 **LIPPERA MYRTA** OCT-based macular volumes and their relationship with surgical outcomes in idiopathic epiretinal membranes
- 15:42 **IULIANO LORENZO** Increased risk of macular edema after cataract surgery in eyes previously vitrectomized for idiopathic epiretinal membrane
- 15:46 Discussion
- 16.00-16.45 FREE PAPERS - IMAGING INNOVATIONS**  
**CHAIRS: BACHERINI DANIELA, ERGINAY ALI**
- 16:00 **GAMA RITA** The radial peripapillary capillary plexus in children- an optic coherence tomography angiography study
- 16:04 **ROCHA ANA CLÁUDIA** Etdrs grading with clarus ultra-wide field images shows agreement with 7-field color fundus photography
- 16:08 **FERRO DESIDERI LORENZO** Baseline spectral domain optical coherence tomographic retinal layer features identified by artificial intelligence predict the course of central serous chorioretinopathy
- 16:12 **DAVEY PINAKIN** Getting a new handle on macular pigment testing
- 16:16 **SALADINO ANDREA** New imaging technology for simultaneous multiwavelength ultra widefield (mw-uwf) fundus fluorescein angiography (FFA) and indocyanine green (ICG) angiography with navigated central and peripheral swept source optical coherence tomography (ss-OCT)
- 16:20 **BARZELAY AYA** Revolutionizing retina surgery: real-time micron order-precision imaging using intraocular a-scan probe
- 16:24 Discussion

**Rome,**  
November 30,  
December 1, 2 and 3,  
2023

Rome Cavalieri, A Waldorf Astoria  
Hotel Congress Center

**SATURDAY 2 DECEMBER**

**LEONARDO ROOM**

**16.45-18.30 FREE PAPERS - PEDIATRIC + SURGICAL MISCELLANEOUS + TRAUMA**  
**CHAIRS: BERROCAL AUDINA M., GOTZARIDIS STRATOS**

- 16:45 **KHOYRATTY FADIL** Paediatric cnvm - a single institution experience  
16:49 **IE AMANDA** Rapid improvement in vessel tortuosity as an early indicator of successful intravitreal anti-VEGF injection for retinopathy of prematurity  
16:53 **HABIB AHMED** Surgery for stage 5 ROP  
16:57 **EL ACHARI FATIMA ZAHRA** Long-term surgical outcomes of chrp in a pediatric population a retrospective interventional study  
17:01 **FAHY EAMONN** Suprachoroidal haemorrhage following glaucoma drainage surgery: a feared complication  
17:05 **IANNETTA DANILO** Retrolental cohesive ophthalmic viscoelastic injection in severely subluxated cataracts: the "viscolift technique"  
17:09 **DURBANO ANNA** Design of a protocol for the management of posterior capsular rupture"  
17:13 **PELLEGRINI FRANCESCO** Retrohyaloid premacular hemorrhage treated by nd-yag laser  
17:17 **ELLABBAN ABDALALH** Central retinal artery occlusion during vitrectomy: a breath-holding moment  
17:21 **CARLÀ MATTEO MARIO** Spontaneous ciliary body detachment in a marfan patient: a case of personalized management  
17:25 **ELLABBAN ABDALLAH** Inner retinal fenestration for optic disc pit maculopathy  
17:29 **BESSONE LAURA** The effectiveness of the video tutorial administered to operating room nurses: a study in retinal surgery  
17:33 **RIAZI ESFAHANI HAMID** Addition of intravitreal carboplatin with melphalan for management of vitreous seeding in retinoblastoma  
17:37 **BRAVETTI GIORGIO ENRICO** Ten years outcomes of open globe injury management: a retrospective study  
17:41 **HABIB AHMED** Traumatic submacular hemorrhage and macular laceration  
17:45 **STAMENKOVIC MIROSLAV** Intraocular foreign bodies  
17:49 Discussion

**MICHELANGELO 1 ROOM**

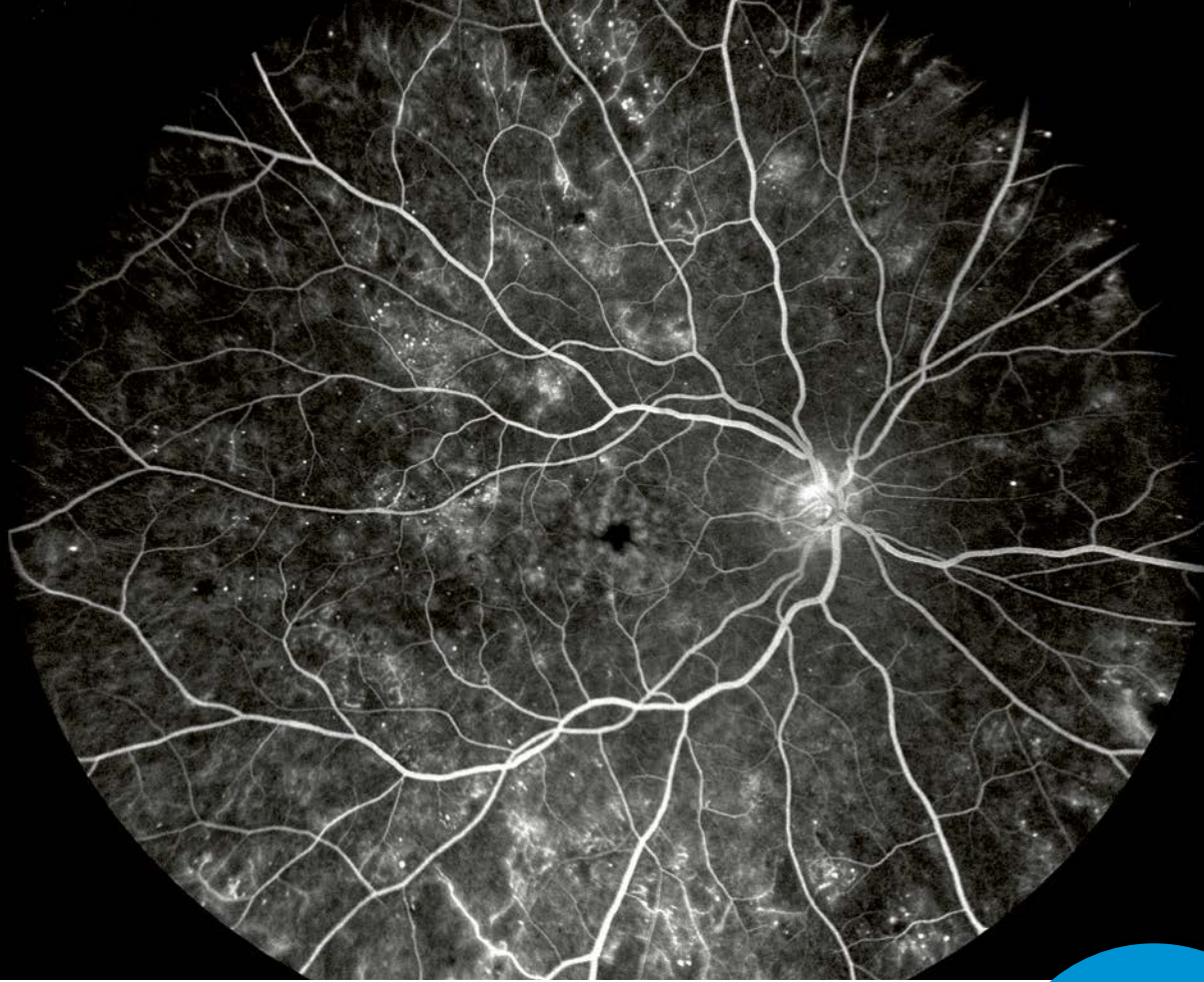
**08.30-13.00 WET LAB Alcon**

**14.30-18.45 WET LAB Alcon**

**MICHELANGELO 2 ROOM**

**11.00-17.00 WET LAB BAUSCH + LOMB**





# iCare EIDON FA

## The most versatile member of the iCare EIDON Family

Visit us  
at the  
booth 34.

- + Fluorescein Angiography images up to 200°\*
- + Dynamic view of retina vessels with video
- + Clear and sharp images thanks to the Confocal technology
- + Easy to use and minimal training needed

iCare EIDON FA transforms the overall complex Fluorescein Angiography process in a simple examination requiring minimal operator involvement.



\*Ultra-Widefield imaging is available with the optional EIDON UWF Module.



**Download the FREE clinical cases here!**

More information: [info@icare-world.com](mailto:info@icare-world.com)

[www.icare-world.com](http://www.icare-world.com)

For better perception **icare**

Centervue S.p.A. is the Legal Manufacturer of iCare EIDON FA. iCare is a registered trademark of iCare Finland Oy, Centervue Spa, iCare Finland Oy, iCare USA Inc., and iCare World Australia Pty Ltd are parts of Reventio Group and represent the brand iCare. Not all products, services or offers referenced in this brochure are approved or offered in every market and approved labeling and instructions may vary from one country to another. Product specifications are subject to change in design and scope of delivery and as a result of ongoing technical developments.

ICARE-EIDON-FA-AD-004-REV001-EN-2023-02



**Rome,**  
November 30,  
December 1, 2 and 3,  
2023

Rome Cavalieri, A Waldorf Astoria  
Hotel Congress Center

**FLO**Retina**2023**  
under the patronage of  
Gemelli  
11<sup>th</sup> International Congress on OCT  
and OCT angiography in Rome

## SUNDAY 3 DECEMBER

### CAVALIERI 2 ROOM

#### 08.15-09.15 FREE PAPERS - RETINAL DETACHMENT

**CHAIRS: BARCA FRANCESCO, DELL'OMO ROBERTO, FERRARA VINCENZO**

- 8:15 **BERNARDI ENRICO** Inferior retinal detachments secondary to inferior breaks. clinical features, outcomes and surgical techniques
- 8:19 **VALASTRO ANTONIO** A new approach in the management of inferior retinal detachment in silicone oil filled eye: segmental scleral buckle
- 8:23 **FERRARA MARIANTONIA** The influence of drainage retinotomy on outcomes of pars plana vitrectomy for primary rhegmatogenous retinal detachment
- 8:27 **GRASSI PIERGIACOMO** Intraocular pressure changes post primary and non-primary retinectomy
- 8:31 **IANNETTA DANILO** Pneumatic retinopexy for rhegmatogenous retinal detachment: the pneumatic retinopexy versus vitrectomy for the management of primary rhegmatogenous retinal detachment outcomes randomized trial (pivot) applied to the real-world
- 8:35 **MUS ERIK** Retinal detachment, PVR and methotrexate in daily clinical practice: two extreme case reports
- 8:39 **HABIB AHMED** Surgical management of proliferative vitreoretinopathy
- 8:43 **GUHA JAYANTO SHEKHAR** Sub-retinal PVR surgery – tug of war
- 8:47 **QUARTA ALBERTO** Preretinal abnormal tissues growth before and after pars plana vitrectomy for macula-on rhegmatogenous retinal detachment
- 8:51 **MI FANG HELEN** Retinal folds management and outcomes after retinal detachment surgery
- 8:55 **NAIK MAYURES** Retropupillary sulcus gas migration after retinal detachment repair surgery
- 8:59 Discussion

#### 09.15-10.15 LAMELLAR MACULAR HOLES: RATIONALE FOR DIFFERENT TREATMENT STRATEGIES

**COORDINATOR: FIGUEROA MARTA**

**CHAIRS: FIGUEROA MARTA, PERTILE GRAZIA**

- 9:15 **BOTTONI FERDINANDO** Definition
- 9:20 **GOVETTO ANDREA** Pathophysiology
- 9:25 **ROMANO MARIO** Tomographic signs of spontaneous closure
- TREATMENT TECHNIQUES:**
- 9:30 **FIGUEROA MARTA** Epiretinal proliferation and ILM peeling
- 9:35 **RADICE PAOLO** Epiretinal proliferation embedding technique
- 9:40 **PERTILE GRAZIA** Inverted ILM flap technique
- 9:45 **PRIGLINGER SIEGFRIED** Plasma rich in growth factors
- 9:50 Discussion

#### 10.15-11.30 RETINAL DETACHMENT 2

**CHAIRS: EL RAYES EHAB, MARIOTTI CESARE, TOGNETTO DANIELE**

- 10:15 **EL RAYES EHAB** Short term PFO in Complicated Retinal detachment
- 10:21 **CAPOROSSO TOMASO** Amniotic membrane in the Management of Postoperative PVR in Complex Retinal Detachments
- 10:27 **SCORCIA VINCENZO** Scleral Buckle For Recurrence Of Retinal Detachment Under Silicon Oil
- 10:33 **SOLER VINCENT** Internal tamponade with Medium Chain Triglyceride: results from a human pilot study
- 10:39 **TOGNETTO DANIELE** Retroequatorial buckle in rhegmatogenous retinal detachment
- 10:45 **DE CILLA' STEFANO** Microscope-Assisted Episcleral Surgery with Encircling Buckles and Chandelier Endoillumination for Primary Rhegmatogenous Retinal Detachment in Phakic and Pseudophakic Patients: A 12-Month Comparative study
- 10:51 **FIORE TITO** Optic disc pit maculopathy treated with a human amniotic membrane patch (hAM): different macular entities require different hAM patch implants

**Rome,**  
November 30,  
December 1, 2 and 3,  
2023

Rome Cavalieri, A Waldorf Astoria  
Hotel Congress Center

**FLO**Retina **2023**  
under the patronage of  
Gemelli  
11<sup>th</sup> International Congress on OCT  
and OCT angiography in Rome

## SUNDAY 3 DECEMBER

### CAVALIERI 2 ROOM

- 10:57 **REZENDE FLAVIO** Combined Flanged IOL Scleral Fixation and PPV for Retinal Detachment Repair  
11:03 **AVCI REMZI** The Role of Retinectomy in Chronic Hypotonia; What is the main reason,  
large retinectomy or ciliary body shutdown  
11:09 Discussion

#### 11.30-12.30 **PROLIFERATIVE VITREORETINOPATHY: SURGICAL MANAGEMENT AND IMPROVED TECHNIQUES**

**ORGANIZER: GARCÍA-ARUMÍ JOSÉ**

**PANEL: EL RAYES EHAB, MURA MARCO, RIZZO STANISLAO, VAJZOVIC LEJLA**

- 11:30 **VAJZOVIC LEJLA** Controversies in Proliferative Vitreoretinopathy Surgery  
11:38 **EL RAYES EHAB** Pediatric PVR  
11:46 **MURA MARCO** Retinotomy/retinectomy in PVR  
11:54 **GARCÍA-ARUMÍ JOSÉ** TIPS and TRICKS in PVR  
12:02 **RIZZO STANISLAO** Endotamponades  
12:10 Discussion

#### 12.30-13.30 **SCLERAL FIXATION IOL**

**CHAIRS: GOTZARIDIS STRATOS, NIKOLAKOPOULOS ATHANASIOS**

- 12:30 **MATONTI FREDERIC** Non-conventional techniques for Scleral fixations of IOLs  
12:35 **DE SMET MARC** Scleral groove implants for Carlevalle IOL - simplified technique  
12:40 **PATELLI FABIO** Anatomical post-surgical Carlevalle lens position compared to the expected  
preoperative evaluation  
12:45 **SZURMAN PETER** What is the best option for secondary implantation? Carlevalle,  
Yamane or Verisyse – Pros and Cons  
12:50 **VAIANO AGOSTINO** Efficacy and safety of UT-DSAEK combined with Carnevale's futureless  
scleral fixation IOL  
12:55 **VENTRE LUCA** SFIOL Comparison of visual outcomes, feasibility and complications  
of different techniques  
13:00 **FORLINI MATTEO** Limited Anterior Vitrectomy versus Complete Pars Plana Vitrectomy combined  
with secondary IOL implantation  
13:05 **BARCA FRANCESCO** The Florence experience with the new generation implantable miniature  
telescope (SING IMTtm)  
13:10 **PETROU PETROS** New technique for Carlevalle IOL  
13:15 Discussion

### BELLE ARTI ROOM

#### 08.15-09.15 **FREE PAPERS - CHOROID**

**CHAIRS: CHEUNG GEMMY, DEMIREL SIBEL**

- 8:15 **LEE JUNYEOP** Molecular biomarkers for the diagnosis and treatment response in central  
serous chorioretinopathy  
8:19 **ZOLA MARTA** Indocyanine green angiography of type 1 macular neovascularization in age-related  
macular degeneration and central serous chorioretinopathy  
8:23 **SIEDLECKI JAKOB** Efficacy of intravitreal faricimab in pachychoroid neovascularopathy  
8:27 **TORRESIN TOMMASO** Subthreshold micropulse laser treatment in acute central serous  
chorioretinopathy: treatment regimens  
8:31 **SOBERANES-PÉREZ JORGE IVAN** Multimodal approach to macular neovascularization associated  
with focal choroidal excavation  
8:35 **LA MARCA ANIELLO** Evaluation of tropicamide–phenylephrine mydriatic eye drop instillation  
on choroidal thickness  
8:39 **CARLÀ MATTEO MARIO** Chorioretinal biomarkers in hypothalamic amenorrhea

**Rome,**  
November 30,  
December 1, 2 and 3,  
2023

Rome Cavalieri, A Waldorf Astoria  
Hotel Congress Center

**FLO**Retina **2023**  
under the patronage of  
Gemelli  
ICOR  
11<sup>th</sup> International Congress on OCT  
and OCT angiography in Rome

## SUNDAY 3 DECEMBER

### BELLE ARTI ROOM

- 8:43 **RIAZI ESFAHANI HAMID** Pachychoroid neovascularopathy versus macular neovascularization in age-related macular degeneration with and without shallow irregular pigment epithelial detachment
- 8:47 Discussion

#### 09.15-10.15 **PRESUMED AUTOIMMUNE RETINOPATHIES**

**ORGANIZER: TUFAIL ADNAN**

**CHAIRS: MUNK MARION, TUFAIL ADNAN**

- 9:15 **TUFAIL ADNAN** Autoimmune retinopathies – Introduction and overview
- 9:20 **MUNK MARION** PIC/MFC
- 9:32 **RAMTOHUL PRITHVI** AZOOR
- 9:44 **BOUSQUET ELODIE** AIR and Autoimmune Systemic Disease
- 9:56 **CALCAGNI ANTONIO** Looks can be deceiving - electrodiagnostics in autoimmune retinopathy
- 10:08 Group Discussion

#### 10.15-11.30 **MEDICAL RETINA DEBATES**

**CHAIR: KUPPERMANN BARUCH, LANZETTA PAOLO, LOEWENSTEIN ANAT**

**Long-acting anti-VEGF agents on the horizon: is monitoring between injections needed?**

10:15 **LOEWENSTEIN ANAT** Yes

10:19 **CHEUNG GEMMY** No

10:23 **KEEGAN DAVID** Discussion

**Are multi-target therapies needed in DME**

10:26 **LUPIDI MARCO** Yes

10:30 **UDAONDO PATRICIA** No

10:34 **AUGUSTIN ALBERT** Discussion

**Should non-exudative MNV receive treatment before exudation appears?**

10:37 **KOROBELNIK JEAN-FRANCOIS** Yes

10:41 **ZWEIFEL SANDRINE** No

10:45 **KUPPERMANN BARUCH** Discussion

**Geographic atrophy therapies: is this a life-changing time?**

10:48 **MONES JORDI** Yes

10:52 **CHAKRAVARTHY USHA** No

10:56 **KUPPERMANN BARUCH** Discussion

**Are biosimilars better than reference drugs?**

10:59 **LANZETTA PAOLO** Yes

11:03 **RICCI FEDERICO** No

11:07 **AWH CARL** Discussion

**What is the best route to deliver retinal gene therapy?**

11:10 **FARALDI FRANCESCO** Subretinal

11:14 **VERITTI DANIELE** Suprachoroidal

11:18 **DE SMET MARC** Discussion

11:21 Panel Discussion

**Rome,**  
November 30,  
December 1, 2 and 3,  
2023

Rome Cavalieri, A Waldorf Astoria  
Hotel Congress Center

**FLORetina** 2023  
under the patronage of  
Gemelli  
UNIVERSITÀ  
LA SAPIENZA  
di Roma e Tor Vergata  
**ICOR**  
11<sup>th</sup> International Congress on OCT  
and OCT angiography in Rome

## SUNDAY 3 DECEMBER

### BELLE ARTI ROOM

**11.30-12.30**

#### **YORIS COURSE: BREAKING NEWS FROM YORIS**

**CHAIRS: BACHERINI DANIELA, BORRELLI ENRICO, MASTROPASQUA RODOLFO**



- 11:30 **FRANCONE ANIBAL** Central vision decrease after internal limiting membrane peeling  
11:36 **CORRADETTI GIULIA** Microperimetric functional correlates of high resolution structural features in dry AMD  
11:42 **CASTRO FARIAS DANIELA** Macular edema and TelCaps  
11:48 **BREAZZANO MARK** Update on fungal endophthalmitis  
11:54 **REITER GREGOR** Imaging and deep learning in the treatment of GA  
12:00 **MIDENA GIULIA** Hyperreflective retinal Foci in diabetic macular edema: an integrated imaging and omics approach  
12:06 **CAPUANO VITTORIO** Choroidal remodeling in geographic atrophy  
12:12 **LAVIA CARLO** Retinal and choriocapillaris assessment using a new OCTA module to increase lateral optical resolution  
12:18 Discussion

**12.30-13.00**

**LUIGI BARCA AWARD - best surgical free paper/poster**

**KIRK PACKO AWARD - best video**

**BRUNO LUMBROSO AWARD - best medical retina/imaging free paper/poster**

### MICHELANGELO 1 ROOM

**09.00-10.30**

#### **OPERATING ROOM STAFF COURSE**

**MODERATOR: ADDEI ROSSANA**

- 9:00 **CAPELLO LAURA** Assistenza Infermieristica Pucker e Foro Maculare: quali innovazioni?  
9:07 **CALANDRELLA CRISTINA** Endoftalmite: revisione della letteratura  
9:14 **MACRÌ VINCENZO** Il management della retinopatia diabetica e dell'edema maculare  
9:21 **CIORSAC ANA MARIA** Il distacco di retina in urgenza: trattamento con cerchiaggio  
9:28 **PROCIA LOREDANA, DI MARCANTONIO CINZIA** Igiene delle mani: il cronoscrub come strumento di misura per l'aderenza alla pratica  
9:35 **PEPE STEFANO** Nursing Vision  
9:42 **MARCELLETTI EMANUELA** La terapia conservativa e demolitiva nel Retinoblastoma: l'esperienza del reparto oculistico presso l'Ospedale Pediatrico Bambino Gesù di Palidoro  
9:49 Discussion

### CARAVAGGIO ROOM

**08.15-09.30**

#### **FREE PAPERS - VIDEO 2**

**CHAIRS: GOTZARIDIS STRATOS, SAVASTANO ALFONSO, FORLINI MATTEO**

- 8:15 **ZENBIL FATHI** Green laser pointer, sub-ilm hemorrhage  
8:19 **HABIB AHMED** Coats disease subretinal fluid evacuation techniques  
8:23 **ADAMO GINEVRA GIOVANNA** Combined penetrating keratoplasty, lensectomy and vitrectomy for advanced stage 5 retinopathy of prematurity  
8:27 **HABIB AHMED** Sharp glass iofb  
8:31 **ZENBIL FATHI** Trumatic grt-folded retina+macular hole  
8:35 **CHWIEJCZAK KATARZYNA** Front to back: decompensated corneal graft replacement, combined with vitrectomy, scleral fixated carlevalle lens and tractional retinal detachment repair  
8:39 **NASER MOHAMED NAEEM** TRD management pearls  
8:43 **CHELINI PAOLO** Surgical management in herpes endophthalmitis: two cases report



**Rome,**  
November 30,  
December 1, 2 and 3,  
2023

Rome Cavalieri, A Waldorf Astoria  
Hotel Congress Center

**FLORetina** 2023  
under the patronage of  
Gemelli  
11<sup>th</sup> International Congress on OCT  
and OCT angiography in Rome

**SUNDAY 3 DECEMBER**

**CARAVAGGIO ROOM**

- 8:47 **DE VITTO ANTONIA MARIA LUCE** Modified technique for posterior subtenon anesthesia using polytetrafluoroethylene (ptfe) intravenous cannula
- 8:51 **KAMAL BOUCHERMA** Management of dropped nucleus without fragment
- 8:55 **KAMAL BOUCHERMA** Combined implantation of artificial iris + carlevalle implant in traumatisme aniridia and aphakia
- 8:59 **SPAGNUOLO VITO** Vitreous hemorrhage, crystalline lens luxation in the vitreous chamber, total retinal detachment with partial ciliary bodies detachment and choroidal detachment following an ocular trauma
- 9:03 Discussion

Rome,  
November 30,  
December 1, 2 and 3,  
2023

Rome Cavalieri, A Waldorf Astoria  
Hotel Congress Center

FLO Retina 2023  
under the patronage of  
Gemelli  
UNIVERSITÀ LA SAPIENZA  
11<sup>th</sup> International Congress on OCT  
and OCT angiography in Rome

## Acknowledgements

### RED DIAMOND

Alcon

### DIAMOND

BAUSCH+LOMB



### EMERALD

abbvie

Apellis

NOVARTIS



### RUBY

DORC



HEIDELBERG  
ENGINEERING

Théa  
let's open our eyes

OPTOPOL  
technology

OFFHEALTH

REGENXBIO

ALFA INTES

Canon  
CANON MEDICAL

astellas

Intalight

Janssen  
PHARMACEUTICAL COMPANY  
of Johnson & Johnson

Johnson & Johnson  
VISION

icare  
For better perception

Leica  
MICROSYSTEMS

### SAPPHIRE

NIDEK



optos

omikron  
OPOCREN GROUP

ntc  
Novelty. Technology. Care.

FBVISION  
OPHTHALMIC PHARMACEUTICALS



SAMSARA  
VISION

BRUSCHETTINI  
BIOPHARMA & OPHTHALMIC DIVISION

Ocular  
Therapeutix

DOC

### TOPAZ

EYEPOINT  
PHARMACEUTICALS

TOPCON Healthcare

TOWARD IT  
Medical Technology

fidia

HOYA

OPHTAGON

OPTHEA  
OUR VISION IS YOUR VISION

Boehringer  
Ingelheim

TEC MED

### AMBER

ALCHIMIA



Diemme  
DISPOSITIVI MEDICI

FIMAS

Linari  
Medical

LKC  
TECHNOLOGIES  
VISION DEFINED

MedOne

OCULUS  
SURGICAL

oertli  
SWITZERLAND

VISIONIX

VISUfarma  
the eye health company



CooperVision



SIR oftalmica

EssilorLuxottica



**Rome,**  
**November 30,**  
**December 1, 2 and 3,**  
**2023**

*Rome Cavalieri, A Waldorf Astoria  
Hotel Congress Center*

**FLO**Retina**2023**  
**ICOR**  
11<sup>th</sup> International Congress on OCT  
and OCT angiography in Rome

under the patronage of  
**Gemelli**  
UNIVERSITÀ  
LA SAPIENZA  
di Roma

A series of horizontal dotted lines spanning the width of the page, providing a template for handwritten notes or a list.



**Rome,**  
**November 30,**  
**December 1, 2 and 3,**  
**2023**

*Rome Cavalieri, A Waldorf Astoria  
Hotel Congress Center*

[www.floretina.com](http://www.floretina.com)

# FLORetina 2023

under the patronage of



# IC:OOR 2023

11° International Congress on OCT  
and OCT angiography in Rome



**CONFERENCE SECRETARIAT**

**AP MEETINGS s.r.l.** Ph. + 39 031 461938 Fax + 39 031 4890516

Registered office: Via San Carlo, 23/B - 22070 Capiago Intimiano (CO) Headquarters: Via Stazione, 8/a, 22060 Cucciago (CO)

e-mail: [anna.porro@apmeetings.com](mailto:anna.porro@apmeetings.com) - [www.apmeetings.com](http://www.apmeetings.com)